



Frametoday



WELCOME TO The FEBRUARY 2026 ISSUE OF THE LEADING LINE – Dennis Archibald

In this issue I am happy to announce the creation of our own Aerial Photography special interest group led by Peter Harrison who joined our club last year. We feature some of Peter's stunning work in our Just 3 segment this month.

Margot Hughes has sent in a fitting tribute to her mother Judy Heath, who was a long-term member of our club, a talented photographer and a Life Member.

On a sad note, Elica Petrovska has recently passed after a long battle with cancer. Elica was an enthusiastic member of the club and inspired many of us with her honest and brave approach to her illness. We will miss her.

Our next club night will be held at the Valentine Bowling Club on Wednesday 11th February at 7.00pm.

New Members

A warm welcome to new members Andrew Dewar, Charles Chocholowski, Jason Coates and Scott Gilbert who have joined our club

I encourage you to get involved in club activities and to reach out to any of our committee members if you have any questions, or suggestions.

What's on in February – Greg Carruthers

The activities and tutorials for January are summarised below:

- Wednesday 4th February club committee meeting via Zoom, 7.00pm start
- Sunday 8th February at 11.30pm, closing time for February digital and print competitions.
- Monday 9th February – Nature Photography - Zoom session with Roy Killen at 7.00pm.
- Tuesday 10th February – Macro Interest Group with Bill Chambers zoom session at 7.00pm.
- Wednesday 11th February, club night at Valentine Bowling Club at 7.00pm.
- Sunday 15th February, Scapes SIG outing with David Richards, details on website.
- Tuesday 17th February – Street Interest Group Zoom session with Dennis Archibald at 7.00pm.
- Thursday 19th February – Astro Interest Group Outing with Greg Carruthers, Details on website.
- Monday 23rd February at 9.30am. Coffee catch-up at Lake Macquarie Sailing Club.



- Monday 23rd February. Lightroom SIG zoom session with Greg Carruthers starting at 7.00pm

The best and most immediate way to see what's happening in the club is to look on our new website at the Calendar, and then select the "Agenda" option. Then you will see what is on each day through the month. A summary appears below.

February							2026
MONDAY	TUESDAY	WEDNESDAY	THURSDAY	FRIDAY	SATURDAY	SUNDAY	
26	27	28	29	30	31	01	
02	03	04 Club Committee Mtg. via Zoom 7.00pm	05	06	07	08 February Club Competition Entries close 11.30pm	
09 Zoom Session with Roy Killen on Nature Images starting at 7.00pm.	10 Macro Interest Group with Bill Chambers - Zoom Session at 7.00pm	11 Club Night at VBC 7.00pm	12	13	14	15 Scapes SIG Outing to Nobbys Beach with David Richards. Details on website.	
16	17 Street Photography Interest Group Zoom Session with Dennis Archibald at 7.00pm	18	19 Astro Photoshoot with Greg Carruthers - details to follow	20	21	22	
23 Coffee Catchup - Lake Macquarie Sailing Club 9.30am Lightroom SIG with Greg Carruthers -	24	25 Tutorial Night @ VBC, 7.00pm start.	26	27	28	01	



Frame *today*



2025 External and Club Competitions News

Please let us know if you have had success in competitions external to our normal club competitions.

External Competitions

Congratulations to Bill Chambers who received an Honourable Mention certificate for his image “Jumping Spider Moulting” image in the Sardinia event.





Club Competitions 2026 – David Richards

Congratulations to our overall IOTY winners for 2025 - Phil Whiteman and Annette Collins.

Will your image be the 2026 IOTY Winner? Please remember that images must be entered into a monthly club competition during 2026, to be eligible to be entered into the IOTY 2026 competitions (subject to other club rules).

Our judges do not enjoy having to reject or disqualify images from competitions, so a timely reminder to ask you to refresh yourself by reading both the definitions and judging criteria for our 2026 Set Subjects, as well as our club competition rules. Where do you find them?

Set Subject competitions:

Go to **COMPETITIONS > Set Subjects 2026**, then scroll down to the bottom of the page where you can both view or download the Set Subject definitions and judging criteria. If you still have questions, reach out to the relevant club judge.

Club Competition Rules

Go to **COMPETITIONS > MONTHLY COMPETITIONS**. Here you will find the competition rules and definitions. Here are several common and recurring errors members make:

- you cannot enter the same image in a digital competition and a print competition in the same month.
- non-compliance with Nature definitions (particularly human elements)
- non-compliance with Monochrome definitions

February Club Competitions

Our judges for January competitions are:

- PRINT: Chris Prior
- DIGITAL Colour: Colin Harrison
- DIGITAL Mono: Jacky Lee
- SET SUBJECT: Carol McGrath

Entries close strictly at 11:30pm Sunday January 11th, but please don't leave it to the last minute to submit your entries. Try and enter them at least a day prior, and then double check that your images have uploaded correctly. There is a lot of extra work created for our Competition Manager to sort out issues from Sunday night.

February SET SUBJECT - "Creative Lighting" Definition



Frametoday



Definition:

The image must use natural or artificial light to show one or a combination of any of the following in the image: - shadow - silhouette - back lighting - lines, or - colour.

Judging Criteria:

The image can be either mono or colour. Each image will be judged on their technical elements, creativity and ability to meet the set subject definition.

APS Australia Cup - Aussie Landscapes and Seascapes

This will be run as a standalone competition in April. Members can enter two images, with no restrictions on prior Honours awards or IOTY placings (should avoid last year's issues!). Definitions are now on our website and the website is ready to accept your entries.

Photographic Society of America (PSA) and Interclub Competitions

Our club is a member of PSA, and that allows us to participate in the PSA Interclub competitions, where we compete against clubs from all over the world. Full details about how these competitions are conducted can be found on the club website at **Competitions>PSA Interclub Competitions**. There you can also see latest PSA competition news and results. In previous years, our club has been very successful in the Digital sections – Colour, Monochrome, Nature, Photojournalism and Photo Travel. Last year, we started entering the Colour and Monochrome Print sections and had moderate success.

On the club website, if you click on the "**Galleries**" menu you can view galleries of the Round 1 and Round 2 club entries for the PSA Interclub competitions. Results of Round 2 will be available in late February.

Entries for Round 3 are open.

The club Committee has agreed that for future PSA Interclub competitions, all images entered in our monthly competitions will be considered as potential selections to represent our club. This will give a bigger pool of images from which to select the club entries. There will still be an option for members to submit additional images for consideration. If you want to submit images for Round 3 that have not been entered in a monthly competition in 2026 please use the normal competition entry process. Entries for Round 3 will need to be submitted by 1st March.

If you do NOT want your monthly competition entries to be considered for PSA Interclub selection, please contact Roy Killen.



Frame today



If you are a member of another club, you can only submit images for the PSA Interclub through one club.

The PSA Interclub competitions are totally independent of all other club competitions, external competitions (such as NPF) and International Exhibitions. Entries that have received awards in club competitions are eligible for Interclub entry. There are some restrictions on Interclub entries (in addition to the section rules). Please check these restrictions in the “PSA Interclub Overview” document that you can download from the **Competitions>PSA Interclub Competitions** menu on the club website.

Reminder: If you are a member of another photography club, you can only submit images through one club and that has to be the same club for the three Rounds of the competition season.

If you have any questions about the PSA Interclub competitions, please contact Roy Killen.

PSA Courses

If you have a couple of hours a week to devote to improving your photographic knowledge and skills, you might like to consider joining the Photographic Society of America (PSA). Being a member of PSA has many advantages, one of which is access to a range of on-line education programmes, webinars and digital study groups. All of these are free to members of PSA. This page <https://psaphotoworldwide.org/page/education> has links to information about all these resources.

In the online education programmes the student is connected to an instructor who works with them (usually by email) to provide information, guidance and advice. Each online course consists of several lessons. Students are provided with written information, and they are required to undertake structured exercises and submit worksheets to demonstrate their understanding of the topic.

Existing courses for beginners:

Digital photography

Introduction to Photoshop

Courses for intermediate and advanced photographers:

- [Image Evaluation](#)
- [Image Critique](#)



Frame *today*



- **Competition Images**
- Advanced Photojournalism
- Creating a PSA Portfolio
- Street photography
- Portrait photography
- History of photography.

The three courses highlighted in blue are particularly helpful for club members.

Image Evaluation – This is a 6-lesson course designed to assist the photographer to develop a basic understanding of the key elements that make a strong image and to be able to review their own images objectively.

Image Critique – This course follows on from Image Evaluation, giving the student skills to provide a critique for another person. This course is suitable for members who are involved in PSA Digital Dialogue or Study Groups where the members are required to comment on the work of others. It is also a brief introduction to the skills required to become a mentor or judge.

Competition Images – This is a two-part course with five lessons in each part. It is designed to assist intermediate and advanced photographers capture and process images suitable for entering in competitions from club level to international exhibitions. It is highly recommended that students complete the Image Evaluation course before enrolling in this course.

To learn more about any of these courses, select the course you are interested in from the link above and click the 'LEARN MORE' button. PSA members may undertake any or all of the available courses, but only one at a time. Roy Killen can also provide additional information about these courses.

Free PSA Membership for Students

The Photographic Society of America (PSA) has officially launched a **free 2-year student membership** program to support and inspire young photographers.

This **digital student membership** is available to photographers who are **currently enrolled in school, TAFE or university** and can provide a **valid student ID**.

If you know a student who would like to take advantage of this offer, all they need to do is go to the PSA website <https://psaphotoworldwide.org> and select the "Join Now" link. Then, in the Student Program section, select "Sign up here".

If you have any questions about this PSA offer, please contact Roy Killen.



INTEREST GROUPS NEWS

To be part of a group, on our website go to “My Account”, then “My Groups”, and join the group you wish to join. This will ensure you receive emails with news on outings, photoshoots, ZOOM Meetings or other group activities. Similarly, also make sure you subscribe to the corresponding Group Discussion Forum. This will provide links to relevant websites, YouTube videos and downloads on the groups area of interest. To do this go to “Information for Members”, then “Forums”, then subscribe to the relevant Interest Group Forum.

In summary the groups, their respective mentors and news are listed below. It is **NEVER** too late to get involved. It's great to see a flurry of activity with more people joining groups.

If you would like to join one of these groups just contact the nominated mentor.

As mentioned at the beginning of this month's newsletter we now have a new Interest Group – Aerial Photography.

1. **Beginners Group** –the basics of camera craft and/or basic image editing. Mentor – Chris Prior
2. **Lightroom** – Learn and share the tips and tricks of using Lightroom Classic as your main image editing program. Mentor – Greg Carruthers.
3. **Astrophotography** – Learn the basics of capturing and editing nightscape images including the Milky Way, star trails and foreground interest. Mentor- Greg Carruthers.
4. **Studio Lighting** – Concentrating on portrait photoshoots using speedlights (flash), **and/or LED lighting.** Mentor – Doug Coleman.
5. **Macro Photography** – Learn how to master the techniques involved in capturing and editing Macro images. Mentor – Bill Chambers.
6. **Scape Photography** – ‘Scape’ Photography – capture and editing of Landscapes, Seascapes and Cityscapes, including the opportunities presented during Blue hour and Golden hour. Mentor – Dave Richards
7. **Photoshop** – Training via Zoom conferencing on Monday nights – Mentor – Roy Killen. Meetings will start again later in the year if there is sufficient demand. If you are interested in participating in this group, please email Roy Killen.
8. **Street Photography** – gear, camera settings, street etiquette, photoshoots – Mentor – Dennis Archibald.
9. **Nikon Z Users** - share and learn menu options, focus modes, when and how to use them. It's an opportunity to learn and discuss ways of exploiting the camera's capabilities – Mentor – Greg Carruthers.



Frametoday



10. **Aerial Photography** – photography from drones and fixed wing aircraft. Mentor – Peter Harrison.



Frame *today*



What's New? / What's Changed?

PSA Galleries

- There is a new feature on our website - galleries of the club's PSA Interclub entries.

To view the images that have been selected to represent our club, click on "Galleries" in the menu and scroll to the gallery you want to view. Then select either "Tiled Images" or "Slideshow". So far there is just one gallery - Round 2 for the current season - the recently selected images. The Round 1 gallery will be up and running soon. In addition to the entries, it will identify the awarded images.
- Members can now make critiques on other members images once the competition results have been released. Please ensure if you are making comments on other members images that these comments are positive and supportive.
- Under "Information for Members" there is now an item "Training Documents" where members can download resources that are not linked to any special interest group. For example, a document on "Monochrome Photography" from Roy Killen's recent Zoom session on that topic.

What's Coming Up?

Speakers:

To date we have booked the following speakers to the club for 2025.

- Dennis Jones who judged Nature digital for us in 2025 has agreed to return to the club on 25/3/26 to discuss nature photography. Dennis is an accomplished speaker as we saw with his short presentation last year on the complexities of international travel. A little about Peter.

"From being given an Agfa "Box" camera at age 5 and snapping the family, to realising in Taronga Zoo at age 20 that rhinos were more interesting subjects than people it was finally a 1982 business trip to South Africa that unleashed a passion for Wildlife Photography that saw Dennis Jones capture images across the wilds of Africa and India. Over many years of travel to both areas, his collection of images soon found their way into Lonely Planet Images (and subsequently Getty Images) stock libraries. In 1993 these experiences led him to commence a wildlife travel company through which he shared his knowledge with hundreds and hundreds of folk who travelled on safaris.... Share this



journey and some of the amazing experiences and images with Dennis at our 25th March Meeting"

- Stephane Thomas has agreed to present on sports photography the following month on 22/4/2026. We have timed his presentation to allow members as much time as possible after his talk to capture actions packed images for the Sports Action set subject scheduled in October'26. Stephane will cover the following aspects:
 - Sport photography: more than just action shots
 - What makes a strong sports image
 - Common challenges and how to manage them
 - Gear essentials for sports photography
 - Workflow: fast culling and editing efficiently

At this stage we will be arranging two more speakers for 2026. If there is someone in the photographic world who you would like to invite to the club, then please let us know.





Frame *today*



Just 3 – Peter Harrison

Tailings Pond:

I feel conflicted looking at this image. While it has an unexpectedly artistic quality, it is, in reality, a toxic mixture of residual waste from coal mining. Tailings ponds, usually hidden from view at ground level, are a common feature of mining and present a serious environmental problem. Aerial photography allows us to reveal these landscapes and bring attention to their impact. At the same time, they are visually striking and compelling photographic subjects. This particular one is very close to home here in Lake Macquarie—a reminder of the tension between human industry and the natural world.



Floral Tide:

It almost feels as though an artist has deliberately painted these intricate details. I had travelled a long way to reach this remote scene, and when I arrived, I was overwhelmed by what I saw. Photography, for me, is about being fully present in the moment—and on this occasion, I experienced something profound. Untouched natural beauty as I had never seen. Photography



Frame*today*



tells stories, and the story of the fragility of the natural world is the most important story of all for our planet. Aerial photography is a powerful tool in our efforts to preserve the natural world.



Styx River:

This oblique view of the coastal patterns immediately drew me in. Earlier in the day, this area had been under a six-metre tide; later in the day however, low tide revealed a completely different story. Searching for the perfect composition among so many possibilities is one of the true joys of aerial and drone photography. You're seeing the world from an unfamiliar perspective—should I shoot straight down, or at an angle? The great thing is, with modern drones, you don't have to choose. You can explore both, capturing the landscape in entirely different ways.



Frametoday



Judy Heath – 27.12.1928 – 17.11.2025.

Photography was a big part of mum's life right up until she went to hospital (3 weeks before she passed away).

She was given a Box Brownie for her 10th birthday and instantly enjoyed the hobby albeit it wasn't until she moved to Newcastle in 1978 that it became a big part of her life.

She travelled a lot, both in Australia and overseas so a lot of her photos are travel inspired, however she enjoyed all genres. In the early years she would take slides and prints, and later digital images.

Judy was a member of APS. She enjoyed travelling to the various places that APSCON was held, making lifelong friends with fellow photographers.



She was also a member of APPS, which involved sending images to other members all over Australia to be critiqued.

Judy spent 18 months walking the streets of Newcastle photographing the damage the 1989 earthquake did.

She also spent many days exploring the different ways she could capture the Pasha Bulker disaster.

Judy was very methodical with her images – she wrote on the back of every image – where it was taken, when it was taken, with whom, with what camera and what lens and the finer details. She did exactly the same with her slides except that she wrote the details in a book.

Judy always enjoyed judging. She was also very keen to help beginners in photography.

I have included a few of her images.

Margot Hughes



Heave



Blown Ashore



Burnt Tin



Coal Loader Graphics



Frame *today*



Flooded Clay Pan




Globe and Trellis



High Flyer



Mitten Aglow



Morning Marbles



Ormiston Gorge



Frame *today*



Red Wheelbarrow



Topsy Turvy



Wacko



Waiting for Players



Waiting to Launch



Windsurfers



Frame *today*



Holidays – Jen Carrigan

At the beginning of 2024 I spent five weeks travelling through England and Scotland with my daughter, Bronte. With our love of books and the theatre, as well as my love of history, nature and photography, we had a varied trip packed with lots of sights that covered all these interests.



One of the things we really wanted to explore were the beautiful seaside villages of England. This photo was taken at the very picturesque village of Mousehole towards the bottom of Cornwall. Travelling in winter may not be ideal for some, but I love travelling with less crowds and we were lucky enough to encounter snow on the beaches down south, something you do not encounter every day!



Frame *today*



I have to say that Yorkshire was one of our favourite areas we visited. This is the Bronte Parsonage Museum in Haworth, where the Bronte family lived (and yes by daughter is named after the authors). My daughter is also an avid writer. We were actually very lucky to visit here. The day before we had planned to go, we could not make it as we had a bit of a drive and the roads were closed because of the heavy snows. Luckily on our last day in the area, we could make it through. This was one of the 'must-do's' on our holiday list!



Whilst up in Scotland near Inverness, we spent two days with a lovely wildlife photographer. I really wanted to photograph the endangered red squirrels and the other day we spent sitting in the heath on the side of a mountain photographing mountain hares. I had hoped to photograph them in the snow, but apparently the area has not had much snow the last couple of years. Although the hares were not that active, this was a stunning location and such a unique and special thing to experience.





I love photographing architecture, both modern and old. I absolutely loved photographing the insides of all of the churches in the UK. However, when in London, I particularly wanted to shoot this scene in the British Museum. This is a well-known shot with photographers, but sometimes you just need to take it for yourself! I love the curves, symmetry and colour of this design.


Hidden Gems – Peter Treloar

This image was taken on a recent outing with the Street Photography SIG. The focus was on night photography.

I found a spot opposite Queens Wharf Station and set up my camera on a tripod looking back toward the harbour. I had taken some night photos before, but my aim on this particular outing was as well as getting some night images was to try and get a successful moving image at night of the Light Rail. It was a bonus having the cleaners on the platform that gave the image a “street photography” vibe.

This shoot took quite a while as there was a fairly long time between trains, so the opportunity to capture the image I was after was limited.

I tried different shutter speeds and smallest aperture for available light and acceptable DOF until I got the blur I wanted, but the image was quite dark. I did not want to keep raising the ISO as I was concerned as to how much noise I would introduce to the image. My original RAW image below with the following settings - 1/15 sec f7.1 ISO 800 28mm.





Frame *today*



I had to crop out some obvious distractions, the pole on the right-hand side, car lights on left hand side, and the foreground.

I also darkened down the area behind the train as I was not happy with the background.

The results after Lightroom adjustments are shown in the image below.



But the image was still quite dark.

I was still making some minor crops to the image along the way and making some simple exposure adjustments to try to make the image lighter. Still not entirely happy with my results. The image was still dull with a dark background.

I decided to take the exposure adjustments out and began adjusting the highlights, black, whites and shadows to get to my final edit below.

My new adjustments brought the background out of the dark which added to the feel and location of the station and made the station and the train, the main subjects of the image, stand out.



Frame today



The edit History in Lightroom reads like a novel, but I was happy with the final result. There may be some “hidden gems“ lurking in the shadows that may improve your images. You just have to seek (edit) them out.

Worth a Look?

I'm sure club members have different ways of informing themselves on photography in its many forms and applications. Whether it is subscribing to magazines, borrowing books or magazines from the library or following people on social media or YouTube. Each month we will include some links to news stories on the internet, competition results and well-known photographer's work. If you have an item of interest, please let us know. A special thanks for the contributions received this month.

- Thanks to Bill Chambers who sent through the following link to a YouTube tutorial on the importance of nozzle cleaning and checks on your ink jet printers. **The simple procedure which helps keep your inkjet printer healthy. Neglect it at your peril...**
https://www.youtube.com/watch?v=F_LI7J96HEs
- Best of 2025: 30 Street Photos That Ruled International Photography Competitions - 121Clicks.com - <https://121clicks.com/inspirations/best-of-2025-street-photography-award-winners/>



Frame *today*



- From Roy Killen, the Top Photos of 2025. Various organisations produce collections of the “Top Images of the Year”. Here you can view the collections from 39 different organisations, including World Press, Magnum, and National Geographic. The sites are grouped by News, Nature, Travel, Sports, and Entertainment.

<https://www.johnpaulcaponigro.com/blog/46336/enjoy-the-best-photographs-of-2025-with-these-top-39-resources/>

- Are you thinking of buying a new SD Card for your camera? Bill has provided information on this in an earlier newsletter, but this video is still worth a watch if you missed that article or are new to the club. **“Are you using the wrong SD-card for your camera? Watch before you buy”** -

<https://youtu.be/6Av-sW5hMTE?si=AFkhau2VR7DsthL4>


- Thanks to Bettina Damme who sent in these links. The first to an article on famous female photographers. <https://www.thecollector.com/famous-female-photographers/>

The second on early 19th century photographic techniques.

<https://www.thecollector.com/19th-century-photography-techniques/>



Frame today



2026 Newcastle Show Photographic Competition

As she did such a good job last year Katherine (and her little band of helpers) has been invited to once again run a photographic competition at next year's Newcastle Show. The show will be held from 27th February to 1st March 2026. This is a print competition, with 2 entries per category. The categories for 2026 will be Colour, Monochrome and Nature. Please see Katherine for entry forms and the deadline for getting prints to Katherine is 31st January 2026.

Newcastle Show Exhibition will be hung on Wednesday February 18th. If you can assist with Hanging prints please contact Katherine. Tea, coffee and sandwiches will be supplied.



Photography Quiz

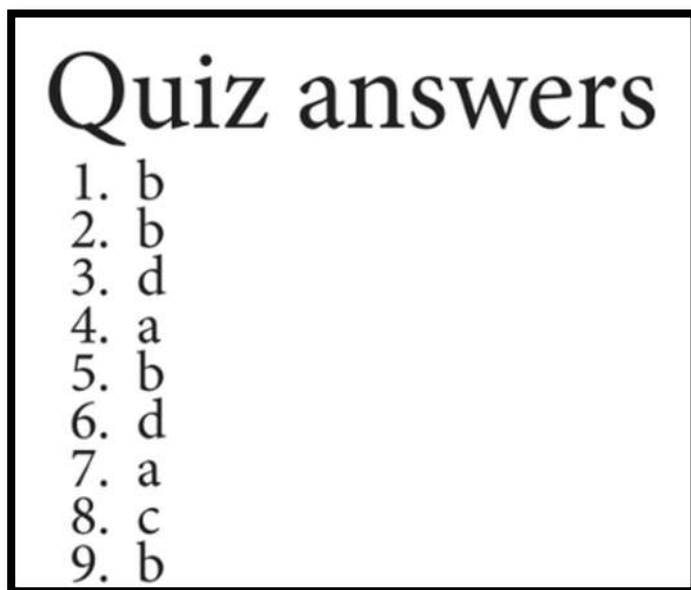
The following Photography Quiz is taken from Jim Zuckerman's Monthly Newsletter – Photo Insights, January 2026 Issue. You can subscribe to this monthly newsletter at <https://www.jimzuckerman.com/>

1. Which type of camera uses a ground glass screen for composing and focusing, requiring the photographer to look down into the camera from above?
 - a. Range finder
 - b. Twin-lens reflex
 - c. View camera
 - d. SLR camera
2. In long exposure photography, what type of filter is used to achieve a smooth, misty effect of moving water?
 - a. Circular polarizer
 - b. Neutral density (ND) filter
 - c. UV filter
 - d. Diffusing filter
3. A lens hood is useful in the follow situations EXCEPT:
 - a. When it's snowing
 - b. When it's raining
 - c. When sunlight is striking the lens at an oblique angle
 - d. When including the sun in the frame
4. In photography, when an image goes from positive to negative, the lights and darks are reversed. In addition, the colors become their complements.
 - a. True
 - b. False
5. From $f/6.3$ to $f/9$ is how many f /stops
 - a. One
 - b. Two
 - c. Three
 - d. Four
6. MEGAbytes means one million; GIGAbytes means one billion; TERAbytes means one trillion; what is the next prefix that means 1000 terabytes?
 - a. EXAbytes
 - b. FEMTObytes
 - c. PICObytes
 - d. PETAbytes
7. If you don't have a cable release, the self-timer is just as effective in triggering a long shutter speed and maintaining a sharp picture.
 - a. True
 - b. False
8. What is the color temperature of daylight at noon on a clear day and the common color of a flash?
 - a. 3200K
 - b. 4000K
 - c. 5500K
 - d. 6500K
9. Lens flare can be reduced by using a neutral density filter.
 - a. True
 - b. False

Answers on Page 27 of this newsletter.



Quiz Answers





Frame*today*



FOR SALE:

Nothing for sale this month.



Frame *today*



Frame *today*

Frame Today Club Sponsorship

We are pleased to announce that our club has accepted a sponsorship arrangement with Frame Today at Warners Bay. In return for promoting Frame Today at our club events, on our website and in our newsletter, Frame Today will provide:

- one monthly print voucher of up to A3 size.
- an annual ready-made frame to fit an A3 print valued at \$129.
- a 30% discount on printing, backing and mounting services to members of our club when they join the free Frame Today's Art Society.
- Members can apply on the following [link](#).

Each month the print voucher will be awarded by lucky draw to one of the Judges Choice winners for that month, includes all EDI and print competitions.

The annual frame prize will most likely be awarded as part of the prize for the overall Image of the Year (IOTY) winner at the end of the year.

If club members have any specific questions about the services that Frame Today offer, they can have a chat to Peter Treloar and Laurie Connolly.



Club Committee

Following our AGM last month we now have a new committee in place for the coming year. Thankyou to those members who have stepped down from committee duties and welcome to our new committee members.

Position	2025 - 2026
President	Dennis Archibald
Secretary, Public officer	David Richards
Vice President and Training Co-ordinator	Greg Carruthers
Treasurer	Ruth Keech
Competition Coordinator	David Richards
Social Functions	Barb Hunter
Social Functions	Katherine James
Membership Coordinator	Jim Sloan
Training, Grading Officer	Bill Chambers
PSA Coordinator and Training	Roy Killen
Newsletter	Dennis Archibald
Committee Member	Naomi Nichols
Committee Member	Julie Brooks
Committee Member	Allison Hayes
Committee Member	Steve McGrath