



## WELCOME TO THE MAY ISSUE OF THE LEADING LINE – Dennis Archibald

In this issue we have some of our usual features. There is a quiz from Bill Chambers on colour perception, Just 3 features some images from one of our life members Alex Hunter and there are some great images from the Scapes Interest Group of their recent outing to Norah Head.

I am pleased to announce than in this issue there is also an article by Helen Walker on her journey to achieve her GMPA (Grand Master PSA) award. On behalf of the club Helen, very well done.

**Our next club night will be held at the Valentine Bowling Club on Wednesday 14<sup>th</sup> May at 7.00pm.**

## New Members

No new members to welcome this month.

## WHAT'S ON IN MAY – Greg Carruthers

The activities and tutorials for May are summarised below:

- Sunday 4<sup>th</sup> May, Street Photography group outing to East Newcastle, 8.00am start.
- Monday 5<sup>th</sup> May – Photoshop Interest Group with Roy Killen at 7.00pm.
- Wednesday 7<sup>th</sup> May, committee meeting via ZOOM
- Thursday 8<sup>th</sup> May, Scapes SIG with David Richards via Zoom at 7.00pm
- Sunday 11<sup>th</sup> May at 11.30pm, closing date for May club print and digital entries.
- Monday 12<sup>th</sup> May – Photoshop Interest Group with Roy Killen at 7.00pm.
- Wednesday 14<sup>th</sup> May – Club Print night at VBC commencing at 7.00pm
- Monday 19<sup>th</sup> May – Photoshop Interest Group Zoom session with Roy Killen, 7.00pm start.
- Thursday 22<sup>nd</sup> May, Lightroom SIG via Zoom with Greg Carruthers at 7.00pm
- Monday 26<sup>th</sup> May at 9.30am. Coffee catch-up at Lake Macquarie Sailing Club.
- Monday 26<sup>th</sup> May - Photoshop Interest Group Zoom session with Roy Killen, 7.00pm start.
- Wednesday 28<sup>th</sup> May – Tutorial night at VBC. Topic tbc, 7.00pm start.
- Friday 30<sup>th</sup> May – Astro SIG - Photoshoot – with Greg Carruthers, 6.30pm. Details tbc.

The best and most immediate way to see what's happening in the club is to look on our new website at the Calendar, and then select the Agenda option. Then you will see what is on each day through the month. A summary appears below.



May 2025						
MONDAY	TUESDAY	WEDNESDAY	THURSDAY	FRIDAY	SATURDAY	SUNDAY
28	29	30	01	02	03	04 Street Photography Interest Group Outing - Details tbc
05 Photoshop Interest Group with Roy Killen via ZOOM - 7.00pm	06	07 Club Committee Mtg. via Zoom 7.30pm	08 Scapes Interest Group zoom session with David Richards, 7.00pm start	09	10	11 May Club Competition Entries close 11.30pm
12 Photoshop Interest Group with Roy Killen via ZOOM - 7.00pm	13	14 Club Night at VBC 7.00pm	15	16	17	18
19 Photoshop Interest Group with Roy Killen via ZOOM - 7.00pm	20	21	22 Lightroom SIG Zoom Meeting with Greg Carruthers @7.00pm	23	24	25
26 Coffee Catchup - Lake Macquarie Sailing Club 9.30am Photoshop Interest Group with Roy Killen	27	28 Tutorial night at VBC. Details to be announced	29	30 Astrophotoshoot with Greg Carruthers @ 6.30pm. Details tbc	31	01



## 2025 External Competitions News

Please let us know if you have had success in competitions external to our normal club competitions. This month we can report that Phil Whiteman had acceptances and awards in the following competitions. Well done Phil:

### The 13<sup>th</sup> Greek Photographic Circuit 2025

- Open Colour – 1 x Acceptance
- Open mono – 1 x Acceptance
- Nature – 2 x Acceptances and Judge's Choice

### Cheltenham Salon of Photography 2025 England

- Open Colour – 1 x Acceptance
- Mono – 1 x Acceptances
- Nature – 2 x Acceptances
- Scapes – 1 x Acceptance

### Outback International Photography Exhibition


- 2 x Honourable Mentions
- 5 x Acceptances

Shane Wallwork gained 2<sup>nd</sup> Place in Royal Easter Show Photographic Competition for his image Inquisitive Eyes. Well done, Shane.





## Galah Regional Photography Prize 2025



The Galah Regional Photography Prize has been created to encourage excellence in contemporary photography from regional Australia. The intention of the Prize is to celebrate, support and advance the practice of regional photographers.

### Who can enter?

The prize is open to regional photographers making any type of still photography – fine art, photojournalism, portraiture, landscape, documentary, collage etc.

To be eligible, you must live in regional Australia. We are using Regional Australia Institute's definition – "everything beyond the major capital cities of Sydney, Melbourne, Brisbane, Perth, Adelaide and Canberra."

### Are there categories?

The purpose of the prize is to support regional artists to pursue whatever photographic form and content they are interested in. The subject matter can be "regional" but it doesn't have to be. There is no theme. There are no categories. We welcome all types of still, 2D photography – fine art, photojournalism, portraiture, landscape, documentary, collage etc – made by regional photographers.

**The finalists have been announced and congratulations and good luck to Margot Hughes and Stephane Thomas. You can see the finalists by following this link -**

<https://digital.galahpress.com/articles/finalists-announced-2025-galah-regional-photography-prize/>

The winners will be announced at a party at The New England Regional Art Museum (NERAM) on Saturday 3 May 2025



## May Club Competitions

Judges for May 2025 are:

- PRINTS - Colour and Nature – David Richards
- DIGITAL - Colour – Lindie Kolver
- DIGITAL - Nature – Andy Hayes
- DIGITAL – Set Subject – Carol McGrath

### May Set Subject – “Still Life”

#### Definition:

Still life photography involves capturing images of inanimate objects intentionally placed on a flat surface or table. The primary focus of this type of photography is to create visually appealing and artistic compositions with carefully arranged objects, paying close attention to lighting, composition, and background.

#### Judging Criteria:

The image must only include inanimate objects in the frame. All genres like food, flowers, antiques, glassware, instruments, toys, art, jewellery, candles, or any everyday object is acceptable. The image should contain more than one object. The image does not need to be taken indoors, but the objects must be sourced by the photographer (rather than something they have come across that has been arranged by another person). The image can be colour or monochrome. All styles of still life are acceptable - modern, fine art, product, food, fashion, vintage, etc. Images will be technically sound, with appropriate lighting to show off the objects, and demonstrate a visually pleasing arrangement and composition.

### Set Subject Competitions

Do you know where to find the details of each month's set subject? I only ask this as each month we are seeing images entered in the set subject competition that do not comply with the criteria set by the judge. The best place to find these details is on the club website.



Each month, there is a Set Subject section in the Digital competitions for both Advanced and Open grades.

The Set Subject for 2025 are:

January - Scapes

February - Leading Lines

March - APS Interclub topic - "This is Australia"

April - People on the Street

May - Still Life

June -Symmetry

July - Choose Your Subject (macro)

August - Similarity and Difference

September - Fire

October - A Series of Three - [SPECIAL INSTRUCTIONS](#)

**Definitions and judging criteria for each topic can be viewed or downloaded here.**

Edit Custom Page

In addition, please note that the October Set Subject is **different**. You can still submit two entries, but each entry must be a collection of three images. Detailed instructions for assembling your entries are on the club website. From the menu select **Competitions>Set Subject**. On the list of monthly Set Subjects, next to October click on the "SPECIAL INSTRUCTIONS" link to view or download the instructions. If you have any questions about these instructions, please email Roy Killen.

### Club Competition Rules

Please make sure you read the club's competition rules and follow them. One such rule is that you cannot enter the same image in a digital competition and a print competition in the same month. Refer to the section in our rules under the heading "Restriction on entry of images in Monthly Competitions".



## Photographic Society of America (PSA) and Interclub Competitions

Our club is a member of PSA, which allows us to participate in the PSA Interclub competitions, where we compete against clubs from all over the world. Full details about how these competitions are conducted are in the Club Documents section of the club website and the latest PSA competition news can be found on the club website at **Competitions/PSA Interclub Competitions**.

In previous years, our club has been very successful in the Digital sections – Colour, Monochrome, Nature, Photojournalism and Photo Travel.

This year, we have expanded our participation to include the Colour and Monochrome Print sections of the Interclub. If your image is selected to represent our club, the club will subsidise the cost.

When submitting entries for the PSA competitions the only restriction is that you cannot enter an image that has previously been selected to represent LMCC or Belmont 16s.

**If you have any questions about the PSA Interclub competitions, please contact Roy Killen.**

## PSA Courses

As well as our club being a member of PSA, several of our members are individual members of PSA. Among other membership benefits, they can participate in the free online courses offered by PSA. Club members who complete a PSA course and then make a short presentation about it at one of our club nights are eligible to have the first year of their PSA membership fee reimbursed by the club. For details of these PSA courses and other benefits of joining PSA, please contact Roy Killen who is the Australian Membership Director for PSA.



## INTEREST GROUPS NEWS

The groups, their respective mentors and news are listed below. It is **NEVER** too late to get involved. It's great to see a flurry of activity with more people joining groups. Thanks to Stephane Thomas for his time leading the Studio Lighting Group. Until we find a suitable replacement Dennis Archibald is your point of contact for this group.

If you would like to join one of these groups just contact the nominated mentor.

1. **Beginners Group** –the basics of camera craft and/or basic image editing. Mentor – Chris Prior
2. **Lightroom** – Learn and share the tips and tricks of using Lightroom Classic as your main image editing program. Mentor – Greg Carruthers.
3. **Astrophotography** – Learn the basics of capturing and editing nightscape images including the Milky Way, star trails and foreground interest. Mentor- Greg Carruthers.
4. **Studio Lighting** – Concentrating on portrait photoshoots using speedlights (flash), and/or LED lighting. Mentor – Dennis Archibald.
5. **Macro Photography**– Learn how to master the techniques involved in capturing and editing Macro images. Mentor – Bill Chambers.
6. **Scape Photography** – ‘Scape’ Photography – capture and editing of Landscapes, Seascapes and Cityscapes, including the opportunities presented during Blue hour and Golden hour. Mentor – Dave Richards
7. **Photoshop**– Training via Zoom conferencing on Monday nights – Mentor – Roy Killen. Meetings will start again later in the year if there is sufficient demand. If you are interested in participating in this group, please email Roy Killen.
8. **Street Photography** – gear, camera settings, street etiquette, photoshoots – Mentor – Dennis Archibald.

Please check the club calendar for dates and activities.

Our featured interest group this month is the Scares Group with the following images taken during an early morning photoshoot at Norah Head.





## Valentine Bowling Club Photoshoot

There is an upcoming opportunity on Saturday 16<sup>th</sup> August to capture some images for a function at Valentine Bowling Club. The men's bowling group are having their awards night and we need a photographer (or two) to go along and capture some table shots of attendees having fun and some of the award presentations. The club will provide a free meal and some drinks so if you are interested, please let me know as soon as possible – Dennis ([bicton36@gmail.com](mailto:bicton36@gmail.com)).





## Mens Bowls Presentation Night



**\$39 PER  
PERSON**

**SATURDAY 16TH AUGUST 2025**

**5:30PM - 10:30PM**

**EACH TICKET INCLUDES:**

## Helen Walker – GMPSA (PSA Grand Master)

To gain this award you need to have a minimum of 3,000 accepted images in internationally recognised PSA competitions. The images can be from any area of photography you like (colour, mono, nature, photojournalism or travel), digital or print, but to get 3000 acceptances I think you need to develop your skills in all these areas. The PSA helps you do this with free to members education courses and webinars. The PSA has provided lots of learning opportunities, and the process has been fun.

I have been very lucky to be a long-standing member of the Lake Macquarie Camera Club. It has been because of our local club and its members dedication to the art of photography that I first became interested photography. The club has provided many opportunities to for me to learn and grow my photographic skills. I have found it to be a great environment in which to explore the many facets of photography, met people and just have fun.



I found my photography improved once I started entering competitions, both local and international. This is because entering competitions makes you think more about your images. It develops your critical eye and provides opportunity to get broader feedback on your photos.

To obtain the award took a long time. My first international acceptance was for End of Day Maitland Jan 2015. My last acceptance was Dawn Reflections Jan 2025. 10 Years. I have had breaks of 6 months and several 3-month periods where I did not enter competitions. I try to develop my skills and collect worthy entries before I enter a competition.

I include 4 images that I really like. I am trying to move more towards a digital artist format... again, a long-term project. The first three images have won awards internationally and the fourth, I am still playing with.



**Bodyguard PJ**



**Confronting Gravity**



**Getting Some Sun**



On



## Just 3 – Alex Hunter

### The Village Ladies

These ladies walked around the beautiful village called Trausse in France where we stayed. We all know Alex loves his monochrome.



### Italian Chimney's

This image was taken in Italy in 2005. We enjoyed a wonderful holiday with our dear friend Carole Lorimer. Alex always's looked for things with a difference.



### Sepia tones Day Lily (Hemerocallis)

This is another beautiful bloom for my garden. Alex loved taking photos of my flowers. I particularly like the treatment he gave this one. It makes it look a better bloom.






## Worth a Look?

I'm sure club members have different ways of informing themselves on photography in its many forms and applications. Whether it is subscribing to magazines, borrowing books or magazines from the library or following people on social media or YouTube. Each month we will include some links to news stories on the internet, competition results and well-known photographer's work. If you have an item of interest, please let us know. A special thanks for the contributions received this month:

- In previous editions I have recommended the documentary series on SBS on Demand featuring seven Australian photographers, called "Language of Light". The series looks at seven Australian photographers, each with an impressive body of work and unique photographic style. My quick reading of the seven photographers that are featured would indicate that their work would be broadly classified as photojournalism. I have watched further episodes and particularly enjoyed the episode showcasing Jacqueline Mickelman, a portrait photographer who relies on natural light. "Her massive body of work includes a wide range of private commissions, featuring a large collection of portraits of important Australians."
- Thanks to Bettina Damme who suggested a series of macro images of Slime Moulds by Timothy Boomer. You can see these images at 121 Clicks website - <https://121clicks.com/inspirations/hidden-beauty-of-slime-molds-macro-photography/>
- Here is another image from an American photographer Jim Zuckerman's daily blog - <https://www.jimzuckerman.com/> . I have included this as we have a Symmetry Set Subject coming up soon.



This is the remarkable Adams Plaza Bridge in the Canary Wharf area of London. I took this shot at 6:30 in the morning so I wouldn't have to deal with lots of pedestrians. I used a 16-35mm lens set to 16mm to exaggerate the perspective of the bold graphic design and the wild pattern of color. My settings were 1/100, f/5.0, and 2000 ISO. When photographing symmetry, particularly with architecture, it's essential to position yourself dead center on the subject. If you are just a little off-center, horizontal and vertical lines in the composition become skewed. It amazes me that so many photographers either forget this or have a hard time finding the precise midpoint from which to shoot.

- Our May Set Subject topic is Still Life. As always please read the judging criteria on the club website but if you are looking for some inspiration you can check out the link below from the website 121 Clicks – *“Still life photography has the power to transform everyday things into captivating works of art, highlighting the beauty in objects that might otherwise go unnoticed.”* - <https://search.app/oof5MzNY1WBLEhFY9>
- Repeated from last month. There is a very useful Photography Show on Channel 10 app. "Ten Play" and on YouTube. Simply do a search for "Snap Happy Photography Show" and you will be able to see series 7 on Channel 10 or earlier sessions on YouTube. <https://www.youtube.com/watch?v=rYE4KHJV12E>

This is an Australian production that takes you all over Australia and explains how their images were taken and then for some of their images how they are edited. It's well worth a look. Easy viewing 20min each episode often featuring well known Aussie photographers.



- Mieke Boynton is a well-known landscape photographer who has judged and presented for our club in the past. She recently presented via zoom to the Wangi Camera Club and has kindly left her presentation accessible on her website to view. Her presentation is around monochrome images, predominantly landscape. Towards the end of the presentation there is a demonstration on a couple of methods to convert your images to monochrome. Highly recommended - <https://www.miekeboynton.com/a-game-of-tones—mieke-boynton-and-wangi-workers-camera-club>

- The Photographer Who Brought Surrealism to Street Photography.

<https://youtu.be/J7ldYPDr3V8?si=wnDnVXW6KrDyoRuD>

- Bill Chambers sent though this link for those who don't want to travel too far to capture images - "Life on Moss"

<https://petapixel.com/2013/07/23/photographer-captures-outdoor-scenes-inside-his-tiny-indoor-studio/>


- Di Schofield recommends members explore the images and life of Margaret Bourke – White. “She was America’s first accredited woman photographer in WWII, and the first authorized to fly on a combat mission. She was one of the first to depict the death camps, and later became the last person to interview Gandhi, six hours before he was slain. Her hundreds of thousands of photographs are about adventure, sensitivity, composition, and courage. - Adapted from [The Great LIFE Photographers](#)”

<https://www.moma.org/artists/712-margaret-bourke-white>

<https://www.life.com/photographer/margaret-bourke-white/>

<https://www.nyhistory.org/blogs/cocktails-at-three-paces>

<https://www.icp.org/browse/archive/constituents/margaret-bourke-white>





## DxO Software – Roy Killen

### SOFTWARE DISCOUNTS

I have negotiated with DxO, a pioneer in photo editing software, to achieve some exclusive benefits for our club members. DxO has the following range of software:

- Nik Collection by DxO: A powerful suite of creative plugins for Photoshop offering unique filters, editing tools, and effects to elevate your photography. This includes the renowned NIK Silver Efex for producing monochrome images.
- DxO PhotoLab: The flagship software offering advanced colour science, precise local adjustments, and DxO's renowned optical corrections for flawless editing. (Think of this as a Photoshop alternative.)
- DxO PureRAW: A revolutionary plugin that primes your RAW files to perfection with exceptional denoising and correction technology. Compatible with Lightroom, Photoshop, Capture One, and other programs.
- DxO ViewPoint: Ideal for achieving perfect proportions and straight lines in your photos, making composition fine-tuning effortless.
- DxO FilmPack: A nostalgic treasure trove of iconic film-inspired presets that bring the timeless charm of analogue photography to your digital images.

DxO is offering our club members 20% off all DxO software—you can apply the discount to new purchases of any or all of the software product listed above. All the software is 'single purchase', not subscription. Here's how you can take advantage of this exclusive offer:

1. To get your discount code: Simply fill out this form <https://c17j3.r.a.d.sendibm1.com/mk/cl/f/sh/1t6Af4OiGsE8LPO7n6x3gb8A0oTs6o/GfHyCAF0XCsl> and you'll receive your personalized code. Feel free to request as many codes as you need for personal use!
2. Try DxO's software for free: Explore all DxO software with trial versions before purchasing - no payment method required. <https://dxo.io/43cs0ry>
3. Stay updated: Subscribe to DxO's newsletter to stay informed about their latest innovations and news. <https://dxo.io/43gMoaT> This will give you access to tutorials and webinars.



## FRANZIS Software – FOCUS Projects 5 Professional – A Quick Review - Bill Chambers



This is a Focus Stacking program from Germany that I've been evaluating for the past week or so...

While it is not perfect, it does do a very credible job stacking a series of images. It also then has a swathe of options (a little overwhelming at first!) that allow you to refine your image to your heart's content.

I would suggest that it's sort of a combined NIK software + Helicon Focus... It doesn't succeed as a better program than either of these, but it does a reasonable job emulating both – and the price is right – currently Euros20.00 (\$A32) for a short time... (Normally Euro99.00)

I have tried all the other versions of this program and suggest you only bother with the Focus Projects 5 Professional version, as the others only offer the ability to stack 30 images maximum. Professional offers 1500 images. There is a new version 6 Professional (E99.00) that will stack up to 2000 images.

On the website look in the top RHS for a tiny German flag – this will show the page in English. Download only. PayPal accepted.

Note: The program is fairly 'resource heavy' on your computer memory.

... and there is no English language Manual available – I have translated the German Manual if anyone is interested...

Bottom Line: Is it as good as Helicon Focus or Zerene Stacker as a standalone Focus Stacking program? In my opinion, it is not, but as mentioned earlier it does a very creditable job. At the



current asking price of \$A32 it's definitely worth a look if you're just getting into stacking images (that includes Landscape photographers as well as the Macro group!)

## Belmont Wetlands Photography Competition

Last year at one of our club nights Shane Smith the senior ranger at Belmont Wetlands came along to discuss an upcoming photography competition. Here are the details.

<https://www.belmontwetlands.com.au/photocomp.html>

**2025**

### Belmont Wetlands Amateur Photography Competition

**Join the contest now!**

Enter the photography contest via the Belmont Wetlands State Park Website and be a winner! Categories include:

- Landscapes – Capture the breathtaking beauty of Belmont Wetlands.
- Flora and Fauna – Highlight the native plants and wildlife that call the park home.
- Enjoying Nature – Show us how people connect with nature (surfing, fishing, and more).

**Award Levels:**

- Kids (under 12)
- Youth (12–18)
- Open (all ages)

**LAKE MACQUARIE CITY**



## How's Your Colour Perception? – Bill Chambers


Colour is largely taken for granted by most people. Colour Perception is very subjective – we all perceive colours differently.

Between 8 -11% of men and 0.5% of women have a colour vision deficiency.

It is not until you take colour fidelity seriously, for example using a grey card to eliminate colour contamination during photography, that you become aware of variations in colour perception.

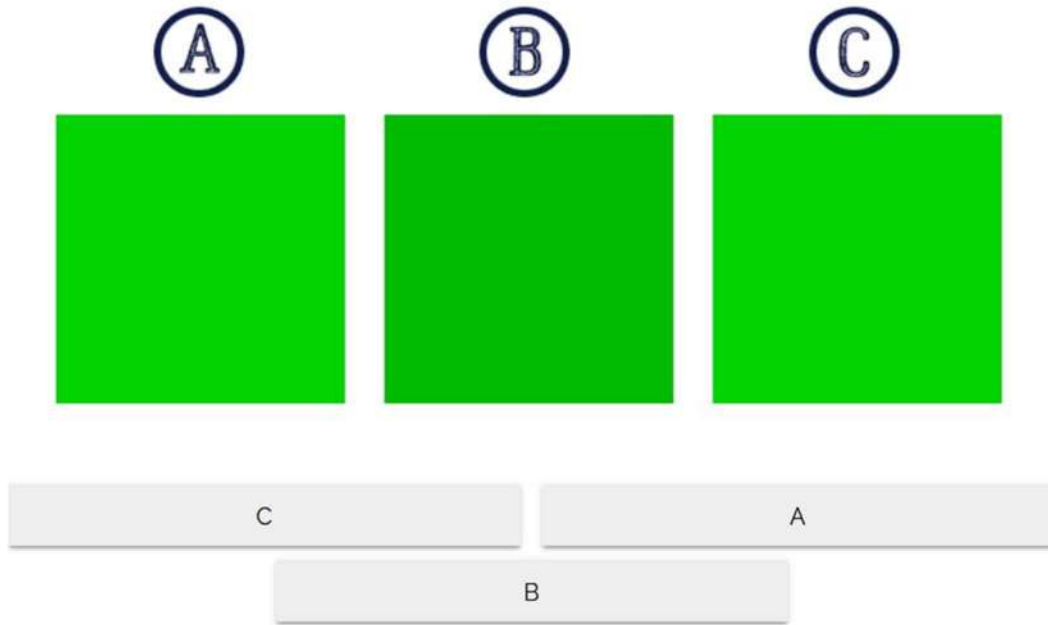
Test your Colour perception with this quick test - Answers next month

For more on this fascinating subject, catch Bill's presentation on 'Colour Perception':

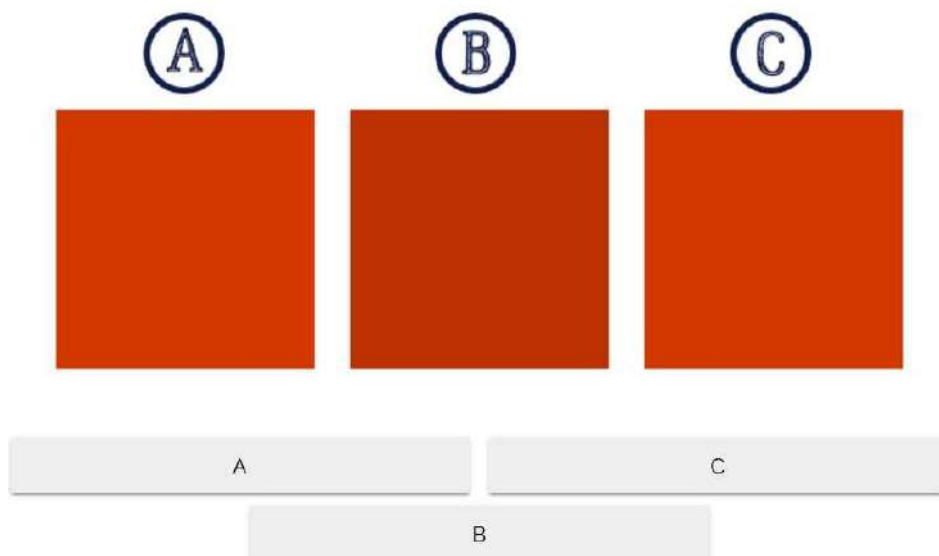




Which Colour Sample is Different?

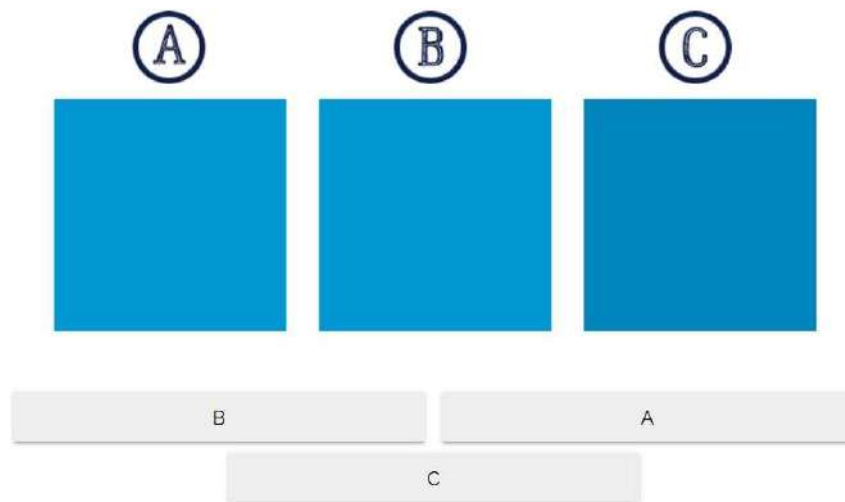


Which Colour Sample is Different?







Which Colour Sample is Different?





Which Letter Matches Large Image Colour?





Which Letter Matches Large Image Colour?











D

A

C

B

Which Orange Colour is More Saturated?





A


B

They are the same

Which Green Colour is More Saturated?




Which Letter Matches Large Image Colour?





Which Letter Matches Large Image Colour?



C	B
A	D



## FOR SALE:

**Bob Todd – 0459 465 015 – [arjaytee@gmail.com](mailto:arjaytee@gmail.com)**

Sony 24-105 mm F4 lens. Priced by Camera House - estimate \$950.00. Asking price is \$1,000.00 as its inclusive of Pro Master UV filter. Selling to enable upgrade to Sony F2.8 234-70 GM2.



### **Peter Treloar**

I have a camera to sell. Canon EOS 80D body only \$550 or with 18-200 \$700. Battery, charger and strap included.

Note that 18-200 has some play in lens barrel but is optically perfect.

Nothing wrong with it, just not using it anymore since changing to mirrorless and different mount.

I'm happy to teach someone to use it if a less experienced club member is interested in buying it.

Contact me – 02 49428000 or 0427429801 for info or offer.





## Frame Today Club Sponsorship

We are pleased to announce that our club has accepted a sponsorship arrangement with Frame Today at Warners Bay. In return for promoting Frame Today at our club events, on our website and in our newsletter, Frame Today will provide:

- one monthly print voucher of up to A3 size.
- an annual ready-made frame to fit an A3 print valued at \$129.
- a 30% discount on printing, backing and mounting services to members of our club when they join the free Frame Today's Art Society.
- Members can apply on the following [link](#).

Each month the print voucher will be awarded by lucky draw to one of the Judges Choice winners for that month, includes all EDI and print competitions.

The annual frame prize will most likely be awarded as part of the prize for the overall Image of the Year (IOTY) winner at the end of the year.

If club members have any specific questions about the services that Frame Today offer, they can have a chat to Peter Treloar and Laurie Connolly.



## Club Committee

Following the AGM in August we now have a new committee in place for the coming year.

Position	2024 - 2025
President	Dennis Archibald
Secretary, Public officer	David Richards
Vice President and Training Co-ordinator	Greg Carruthers
Treasurer	Ruth Keech
Competition Coordinator	Phil Whiteman
Social Functions	Barb Hunter
Social Functions	Katherine James
Membership Coordinator	Joy Thomas
Training, Grading Officer	Bill Chambers
PSA Coordinator and Training	Roy Killen
Newsletter	Julie Brooks/Dennis Archibald
Committee Member	Lynda Beeston
Committee member	Stephane Thomas
Committee Member	Steve McGrath