



WELCOME TO The JANUARY 2026 ISSUE OF THE LEADING LINE – Dennis Archibald

Happy New Year. I hope you enjoyed the Christmas festivities and best wishes for the year ahead.

In this issue we have all the usual features. My thanks to those members who sent in contributions.

As you will see from the club calendar January is shaping up as a busy month with outings for the Street Photography and Macro Groups and the resumption of zoom and training sessions for the Special Interest Groups. Toward the end of the month, we will hold an information evening on the set subject topics.

This year we also intend to invite guest speakers to the club. Check this out and reserve the dates in your calendar.

**Our next club night will be held at the Valentine Bowling Club on
Wednesday 14th January at 7.00pm.**

Remembering Judy Heath and Di Schofield

Since our last newsletter in November '25 long term members Judy Heath and Di Schofield have passed away. Both made significant contributions to our club over many years, including as committee members and judges. Both were passionate about their photography and always willing to share their knowledge and help other members. Their continued involvement in zoom sessions and competitions until shortly before their passing is testament to their love of photography and their strong connection to other club members who they collaborated with in club activities and outings. They will be greatly missed.

New Members

No new members to report this month.

To members who have joined recently I encourage you to get involved in club activities and to reach out to any of our committee members if you have any questions, or suggestions.



What's on in January – Greg Carruthers

The activities and tutorials for January are summarised below:

- Wednesday 7th January club committee meeting via Zoom, 7.00pm start
- Thursday 8th January Lightroom Interest Group with Greg Carruthers – 7.00pm start on Zoom.
- Friday 9th January – Street Photography Interest Group outing with Dennis Archibald. Details to be advised.
- Sunday 11th January at 11.30pm, closing time for January digital and print competitions.
- Monday 12th January – Nikon Users group zoom session with Greg Carruthers at 7.00pm.
- Tuesday 13th January – Macro Interest Group with Bill Chambers zoom session at 7.00pm.
- Wednesday 14th January, club night at Valentine Bowling Club at 7.00pm.
- Saturday 17th January – Macro Interest Group outing with Bill Chambers. Details to be announced.
- Monday 19th January – Photoshop Interest Group – Mono Conversions. Zoom session with Roy Killen at 7.00pm. **Open to all members.**
- Wednesday 21st January – Studio Lighting Group Session at 7.00pm with Doug Coleman. Details to be advised
- Monday 26th January at 9.30am. Coffee catch-up at Lake Macquarie Sailing Club.
- Wednesday 28th January at Valentine Bowling Club. Information session on 2026 Set Subjects and club lighting gear with Greg Carruthers.

The best and most immediate way to see what's happening in the club is to look on our new website at the Calendar, and then select the "Agenda" option. Then you will see what is on each day through the month. A summary appears below.



Frame*today*



January						2026
MONDAY	TUESDAY	WEDNESDAY	THURSDAY	FRIDAY	SATURDAY	SUNDAY
29	30	31	01	02	03	04
05	06	07 Club Committee Mtg. via Zoom 7.00pm	08 Lightroom SIG with Greg Carruthers - Zoom Session at 7.00pm	09 Street Photography Outing - After Dark with Dennis Archibald Details tbc	10	11 January Club Competition Entries close 11.30pm
12 Nikon Users group with Greg Carruthers - Zoom Session at 7.00pm	13 Macro Interest Group with Bill Chambers - Zoom Session at 7.00pm	14 Club Night at VBC 7.00pm	15	16	17 Macro SIG Outing with Bill Chambers tbc	18
19 Photoshop Interest Group with Roy Killen via ZOOM - 7.00pm Mono Conversions - open to all members	20	21 Studio Lighting Group Interest Group with Doug Coleman - Details tbc	22	23	24	25
26 Coffee Catchup - Lake Macquarie Sailing Club 9.30am	27	28 Set Subjects Information Night and Using Club Gear with Greg Carruthers	29	30	31	01

2025 External and Club Competitions News

Please let us know if you have had success in competitions external to our normal club competitions.

External Competitions

Congratulations to Jen Carrigan who was the runner-up in the Human Impact category in the 2025 Birdlife Australia Photography Competition for her image "Bump" and received a Highly Commended Award in the Special Theme category for her image "Sea Eagle with Penguin".



Frame*today*



Jen's image "Sea Eagle with Penguin" was also runner-up in the Birding NSW Photography Competition.

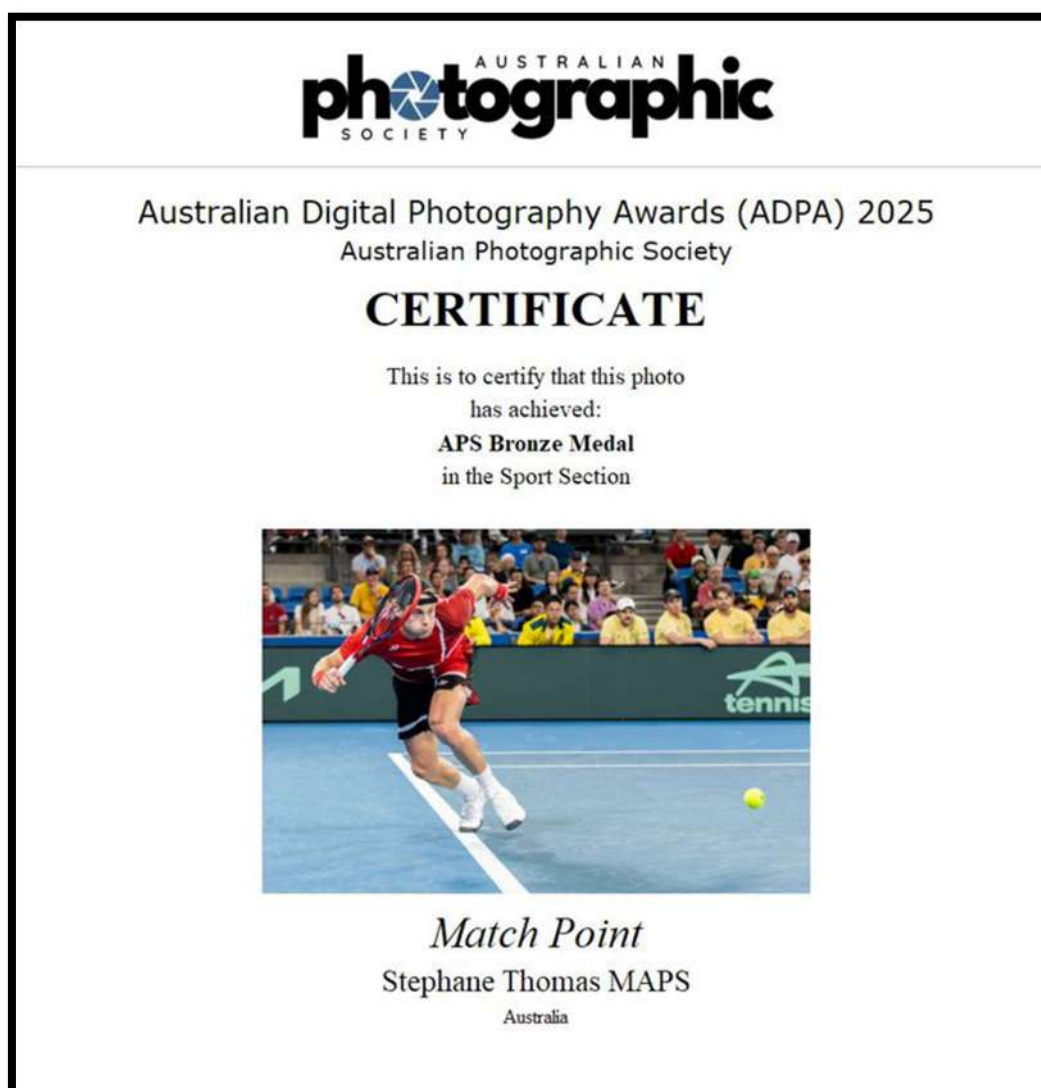


Frame today



Congratulations to Stephane Thomas who achieved a Bronze Medal in the Australian Photography Society Sports Section for his image “Match Point”.

Stephane’s image shows Zizou Bergs of Belgium chasing a ball. It was shot at the Davis Cup tie between Australia and Belgium at Ken Rosewall Arena, Sydney on 19th September 2025, on assignment for ZUMA Press.





Frame *today*



Breaking News! A very well done to Shane Wallwork whose image 'New Ink' was a finalist in the Single Shot category of the 2025 Australian Photographic Awards supported by Ted's Cameras.





Frametoday





Frame*today*



2025 Image of the Year (IOTY)

The winner of the 2025 Image of the Year Digital competition was Phil Whiteman with his image “Salty Fence Lake Tyrell” and the winner of the Image of the Year Print competition was Annette Collins with her image “Max19”. Congratulations to Phil and Annette for their deserved win in the digital and print categories.





Frame*today*



The top 3 placings for the 2025 IOTY competitions, digital and print are shown below.

Open Grade – Colour Digital



1st Place – Icicles and Snow – Beryl Elsey

Advanced Grade – Colour Digital



1st Place – Salty Fence Lake Tyrell- Phil Whiteman



2nd Place – Gnarled Skeleton – Ruth Keech



2nd Place – Salt Silos – Margot Hughes



Frame*today*



3rd Place – Rising – Shane Wallwork



2nd Place – Jen Carrigan - Rodeo



2nd Place -Young Studmaster – Margot Hughes



Frame*today*



2nd Place - Pippa and Hattie – Margot Hughes

Advanced Grade – Mono Digital



1st Place – Relics of a Bygone Era – Brenton Elsey



1st Place – Look at Me – Greg Carruthers



Frame*today*



2nd Place – New Ink – Shane Wallwork



2nd Place – Canoe Pool – Terina Vale



3rd Place – His Only Friend – Joy Thomas



3rd Place – A Touch of Light – Terina Vale



Frametoday




3rd Place – Vast Architecture Kyoto Station – Russell Smith



3rd Place – Wanaka Tree – Phil Whiteman



3rd Place – Gadigal – Shane Wallwork



3rd Place -Himba Girl – Alan Hinde

Open Grade – Nature Digital

Advanced Grade – Nature Digital



1st Place – Big Dinner – Ruth Keech



1st Place – Frog Struggle – Roy Killen



2nd Place – The Winner – Joy Thomas



2nd Place – River Otter Feeding



3rd Place – Wash Time – Shane Wallwork



3rd Place – Red Crowned Cranes Courting in the Snow – Alan Hinde



3rd Place – Dropped It – Brenton Elsey



3rd Place – That Should do You -Jen Carrigan



Frame*today*



3rd Place – Bennets Nudibranchs mating at Pipeline



3rd Place – Freshly Moulded – Bill Chambers

Open Grade – Colour Print

Advanced Grade – Colour Print



1st Place – Hang On – Mark Dewar



1st Place – The Motley Crew V2 – Greg Carruthers



Frame*today*



2nd Place – Hockey Strike – Mark Dewar



2nd Place – Gladiatorial Combat – Bill Chambers




3rd Place – Emjay – Julie Brooks

Open Grade – Mono Print



2nd Place – Barrell Racer – Steve McGrath

Advanced Grade – Mono Print




1st Place – Frozen in Time – Mark Dewar



1st Place – Max19 – Annette Collins



Frame*today*



2nd Place – Phil – Laurie Connolly



2nd Place – Muscle Man – Greg Carruthers



3rd Place – Steaming Ahead – Mark Dewar



3rd Place – Anastasia – Allison Hayes



Frametoday



Open Grade – Nature Print



1st Place – Busy Bee – Mark Dewar

Advanced Grade – Nature Print



1st Place – Jumping Spider Molting – Bill Chambers



2nd Place – Yellow Robin – John Bennett



2nd Place – The Dispatch – Bill Chambers



3rd Place -Satin Bowerbird – Mark Dewar



3rd Place – Get a Grip -Bill Chambers



Frametoday



3rd Place – Resin Bee - John Bennett



3rd Place – Investigating Potential Meal – Bill Chambers

2025 Christmas party and Presentations Night

Some images from our presentation night of our IOTY competition winners and members who finished in the top placings in the monthly point score competitions.

A special thanks to Julie Brooks for being our resident photographer on the night, Barb Hunter and Katherine James for organising the event, our club patron Les Porter and his wife Lyn and VBC Director Geoff Armstrong and partner Vicki Fletcher for their continued support.



IOTY Winners Annette and Phil



Advanced Grade Monthly Competitions Top Placegetters



Frame*today*



Open Grade Monthly Competitions Top Placegetters



The Quizmaster



Club Competitions 2026 – David Richards

Congratulations to our Overall IOTY winners for 2025 - Phil Whiteman and Annette Collins. Will your image be the 2026 IOTY Winner? Please remember that images must be entered into a monthly club competition during 2026, to be eligible to be entered into the IOTY 2026 competitions (subject to other club rules).

Our judges do not enjoy having to reject or disqualify images from competitions, so a timely reminder to ask you to refresh yourself by reading both the definitions and judging criteria for our 2026 Set Subjects, as well as our club competition rules. Where do you find them?

Set Subject competitions:

Go to **COMPETITIONS > Set Subjects 2026**, then scroll down to the bottom of the page where you can both view or download the Set Subject definitions and judging criteria. If you still have questions, reach out to the relevant club judge.

Club Competition Rules

Go to **COMPETITIONS > MONTHLY COMPETITIONS**. Here you will find the competition rules and definitions. Here are several common and recurring errors members make:

- you cannot enter the same image in a digital competition and a print competition in the same month.
- non-compliance with Nature definitions (particularly human elements)
- non-compliance with Monochrome definitions

January Club Competitions

Our judges for January competitions are:

- PRINT: Helen Walker
- DIGITAL Colour: John Chapman
- DIGITAL Nature: Ian Marriner
- SET SUBJECT: Terina Vale

Entries close strictly at 11:30pm Sunday January 11th, but please don't leave it to the last minute to submit your entries. Try and enter them at least a day prior, and then double check that your images have uploaded correctly. There is a lot of extra work created for our Competition Manager to sort out issues from Sunday night.



January SET SUBJECT - “Minimalism” Definition

Minimalism photography is an artistic style that emphasises simplicity, using the “less is more” principle, to strip away distractions and highlight the subject. This approach aims to capture impactful stories with minimal elements and significant amounts of negative space, creating clean and uncluttered images that convey a sense of calmness, peacefulness, and order. By stripping away extraneous details, photographers can create visually striking compositions that tell compelling stories with minimal elements, showcasing the power of simplicity photography.

Here are some examples:

<https://www.thephotoargus.com/minimalist-photography/>

https://www.theschoolofphotography.com/tutorials/minimalist-photography?srsId=AfmBOoq1gQD2aiojAZWQEP1NKIoADfV_ddF_tFiKwdbpjnDf63pu

<https://photzy.com/17-minimalist-photography-examples-that-will-simply-amaze-you/>

Photographic Society of America (PSA) and Interclub Competitions

Our club is a member of PSA, and that allows us to participate in the PSA Interclub competitions, where we compete against clubs from all over the world. Full details about how these competitions are conducted can be found on the club website at **Competitions>PSA Interclub Competitions**. There you can also see latest PSA competition news and results. In previous years, our club has been very successful in the Digital sections – Colour, Monochrome, Nature, Photojournalism and Photo Travel. Last year, we started entering the Colour and Monochrome Print sections and had moderate success. Our club results from the 2024-25 season are summarised on the club website - select **Competitions>PSA Interclub Competitions>2024-25 Competitions** from the menu.

Results for Round 1 of the 2025-26 season were:

Small Colour Prints. LMCC gained 6th place out of 10 clubs.


Small Monochrome Prints. LMCC gained 3rd place out of 10 clubs.

Margot Hughes received an honourable Mention for her image “Making Friends”.

Roy Killen received an Honourable Mention for his image “White Tailed eagles fighting”.



Frame*today*



Colour Digital. LMCC gained 13th place out of 23 clubs.

Bob Todd received an Honourable Mention for his image “Red surfer”.



Frame*today*



Nature Digital. LMCC gained 17th place out of 23 clubs.

Monochrome Digital. LMCC gained 20th place out of 23 clubs.

Photo Travel Digital. LMCC gained 11th place out of 23 clubs.

Photojournalism Digital. LMCC gained 18th place out of 20 clubs.

In the PSA Interclub, there are only two award levels - Merit (the higher one) and Honourable Mention (HM). In each competition, about 10% of images get Merit, and another 10% get HM.

Entries for Round 2 have closed, and the results will be available in February.

To view the images that were selected to represent our club in Round 1 and Round 2 of the current competition season, click on "Galleries" in the club website menu and scroll to the gallery you want to view. Then select either "Tiled Images" or "Slideshow".

Entries for Round 3 are open. Please visit our club website and make your entries before *1st March*. All club members are encouraged to enter these competitions so that we can select the best images for our club entries.



Frametoday



Reminder: If you are a member of another photography club, you can only submit images through one club and that has to be the same club for the three Rounds of the competition season.

The PSA Interclub competitions are totally independent of all other club competitions, external competitions (such as NPF) and International Exhibitions. There are some restrictions on Interclub entries (in addition to the section rules). Please check these restrictions in the “PSA Interclub Overview” document that you can download from the **Competitions>PSA Interclub Competitions** menu on the club website.

If you have any questions about the PSA Interclub competitions, please contact Roy Killen.

PSA Courses

As well as our club being a member of PSA, several of our members are individual members of PSA. Among other membership benefits, they can participate in the free online courses offered by PSA. Club members who complete a PSA course and then make a short presentation about it at one of our club nights are eligible to have the first year of their PSA membership fee reimbursed by the club. For details of these PSA courses and other benefits of joining PSA, please contact Roy Killen who is the Australian Membership Director for PSA.

Free PSA Membership for Students

The Photographic Society of America (PSA) has officially launched a **free 2-year student membership** program to support and inspire young photographers.

This **digital student membership** is available to photographers who are **currently enrolled in school, TAFE or university** and can provide a **valid student ID**.

If you know a student who would like to take advantage of this offer, all they need to do is go to the PSA website <https://psaphotoworldwide.org> and select the “Join Now” link. Then, in the Student Program section, select “Sign up here”.

If you have any questions about this PSA offer, please contact Roy Killen.

INTEREST GROUPS NEWS

To be part of a group, on our website go to “My Account”, then “My Groups”, and join the group you wish to join. This will ensure you receive emails with news on outings, photoshoots, ZOOM



Meetings or other group activities. Similarly, also make sure you subscribe to the corresponding Group Discussion Forum. This will provide links to relevant websites, YouTube videos and downloads on the groups area of interest. To do this go to “Information for Members”, then “Forums”, then subscribe to the relevant Interest Group Forum.

In summary the groups, their respective mentors and news are listed below. It is **NEVER** too late to get involved. It’s great to see a flurry of activity with more people joining groups.

If you would like to join one of these groups just contact the nominated mentor.

1. **Beginners Group** –the basics of camera craft and/or basic image editing. Mentor – Chris Prior
2. **Lightroom** – Learn and share the tips and tricks of using Lightroom Classic as your main image editing program. Mentor – Greg Carruthers.
3. **Astrophotography** – Learn the basics of capturing and editing nightscape images including the Milky Way, star trails and foreground interest. Mentor- Greg Carruthers.
4. **Studio Lighting** – Concentrating on portrait photoshoots using speedlights (flash), **and/or LED lighting.** Mentor – Doug Coleman.
5. **Macro Photography** – Learn how to master the techniques involved in capturing and editing Macro images. Mentor – Bill Chambers.
6. **Scape Photography** – ‘Scape’ Photography – capture and editing of Landscapes, Seascapes and Cityscapes, including the opportunities presented during Blue hour and Golden hour. Mentor – Dave Richards
7. **Photoshop** – Training via Zoom conferencing on Monday nights – Mentor – Roy Killen. Meetings will start again later in the year if there is sufficient demand. If you are interested in participating in this group, please email Roy Killen.
8. **Street Photography** – gear, camera settings, street etiquette, photoshoots – Mentor – Dennis Archibald.
9. **Nikon Z Users** - share and learn menu options, focus modes, when and how to use them. It’s an opportunity to learn and discuss ways of exploiting the camera’s capabilities – Mentor – Greg Carruthers.



What's New? / What's Changed?

PSA Galleries

There is a new feature on our website - galleries of the club's PSA Interclub entries.

To view the images that have been selected to represent our club, click on "Galleries" in the menu and scroll to the gallery you want to view. Then select either "Tiled Images" or "Slideshow".

So far there is just one gallery - Round 2 for the current season - the recently selected images.

The Round 1 gallery will be up and running soon. In addition to the entries, it will identify the awarded images.

What's Coming Up?

Speakers:

To date we have booked the following speakers to the club for 2025.

- Dennis Jones who judged Nature digital for us in 2025 has agreed to return to the club on 25/3/26 to discuss nature photography. Dennis is an accomplished speaker as we saw with his short presentation last year on the complexities of international travel.
- Stephane Thomas has agreed to present on sports photography the following month on 22/4/2026. We have timed his presentation to allow members as much time as possible after his talk to capture actions packed images for the Sports Action set subject scheduled in October'26.

At this stage we will be arranging two more speakers for 2026. If there is someone in the photographic world who you would like to invite to the club, then please let us know.



Just 3 – Lindie Kolver

Swordbill Delving Deep.

This image was taken in Ecuador - it's always been a bucket-list destination for me. The Swordbill Hummingbird is one of the most specialized of all the Hummingbirds because of its extremely long bill - in fact it has the longest bill in relation to its body size of any bird in the world. Of course, the tongue has to be at least a little longer than the bill and when not foraging for nectar, it's rolled up neatly in a cavity in the bird's head.

Shooting hummingbirds is anything but easy. They are tiny and super-fast. Humming bird wing beats are incredibly fast, ranging from **50 to 80 times per second in normal flight**, but can reach up to **200 times per second during dives**, enabling their famous hovering, backward flight, and agility.

Hummingbird-feeders can be found all over, so it's simply a matter of sitting still and waiting for the birds. The prolific flowers growing in abundance all over the country, make 'natural' photos possible. It is not possible, however to get them sharp and in focus without the help of an external flash – they are simply too fast – I've tried with speeds up to 1/2500, f/4 but with the lush growth around, shadows are dense and one needs to push the ISO way up, and I was not satisfied with the sharpness at all.

This one was shot with a Nikon D500, 105mm f2.8 lens with external flash, 105mm 1/2000 ISO100.



Frame*today*



Australian Summer Fun.

This image of three girls playing Beach Soccer is very special. They were all dancers at a Dance School where I shot their practice-sessions and short videos as well as concerts for a few years. I arranged for a Beach Shoot starting at 6am one morning featuring these stunning girls. We had such fun that day and the girls loved showing off their dance-steps. This image was in **Focus**, the monthly glossy on the Mid North Coast, with more of my photos, featuring me as a local photographer.

This image was shot with a Nikon D500, 70-200mm f2.8 lens, f8, 1/750, 180mm, ISO140



Frame*today*



Alpha Male Macaque

This alpha male macaque was taken on the island of Hokkaido in northern Japan in the Jigokudani Monkey Park. The most fascinating aspect of their behaviour is their love of Hot Spring bathing. This behaviour was first noticed in 1960 and 65 years later it's iconic in the species.

I have done really well with this image in various competitions and won Gold Medal in Nature in an International competition with it. It stays one of the favourite photos in my portfolio and has also won me some prizemoney (twice!) and an iPad from Viewbug in America.

This image was shot with my D500 (yes, my trusty workhorse, I'm currently shooting with my 3rd one!) my Nikkor 105mm f2.8 Macro lens, f5.6, 1/250, ISO140 and piggy-backing on the residual light of a flash triggered by another photographer stationed on the side of the Onsen (the hot-water spring-pool). I was just lucky that the Macaque clambered on top of the only rock in the Onsen and happened to turn his face towards the light source, water streaming down his body, when I took the picture. It is so different to all the other photos I have taken of the Macaques swimming, cavorting and snuggling together for warmth once they leave the warmth of the water.



Diane's Photographic Journey – Colin Schofield

When I think about Diane's photography the first thing that comes to mind is "story telling" and the gathering of information, a reflection of her career. Diane wanted to be able to tell the whole story much like a book.

This manifested itself on all our journeys where she would sit at a coach window, camera in hand against the window taking one image after another. This was to make sure she did not miss anything and the whole story could be told. When on a road trip she would take every opportunity to take photos of anything and everything at times she would like to stop at the Diane inopportune times!!! Of course, there were failures but over time these were far less frequent.



Frame today



Another side of Diane's photography was detail. She photographed the small things, a cat sitting in a window, a doorway, a shop front, something interesting on the street or a sign that tickled her fancy.

Diane struggled a little bit with the technical side of camera science but was always learning. I was the one who always had to read the manual and then tell her what to do.

Our early photography was of people and places. Then for a number of years photographing the children, and Diane did photography as an elective for her teaching degree and we spent many hours in our laundry which cameo'd as a darkroom.

When we became involved in Blackbutt Reserve, the emphasis of Diane's photography switched to wildlife, and it remained until the end.

I can't say that Diane had a favourite photograph as such, but each image brought back memories of a time and place and when you consider one trip away, we came back with about 40,000 images we had a lot to choose from.

Diane continued to learn about latest photoshop techniques to the very last and was always hoping to be able to pick up her camera again.

I have selected just a few images that are reminders of Diane's story.



Cattle Egret




Matterhorn Glacier



Frame*today*



Apenzeller Church



Ice Shards



Blue Mosque



Dancing Soldier Crabs

Better Photography Magazine

Many of you will be aware of Better Photography Magazine - [Better Photography - Tours, Workshops, Education, Reviews and Magazine](#) which is edited by Peter Eastway. I have been in touch with Peter, and he has allowed me to include content from the magazine in our newsletter. The Spring 2025 edition has an article by Len Metcalf on walking with your camera. This struck an immediate chord as I know it applies to many of our members and myself. Len discusses walking with a camera as an art making process. He urges everyone to read a book by Julia Cameron called *The Artists Way* and describes it as a seminal book on creativity.

In his article Len describes a technique that he follows:



How to Walk as a Creative Practice

- Walk alone – solitude allows you to hear yourself think.
- Slow down – slower than you think... then slower again.
- Breathe deeply – let your breath settle your nervous system (learn to breathe properly).
- Leave your headphones at home – let the sound of nature in, birdsongs, ocean waves, the wind, bubbling brooks and silence... beautiful peaceful silence.
- Aim for relaxation. It isn't about fitness, speed or exercise, it's about creativity and self-care.
- Wander – let your curiosity take you down unexpected paths. It's here you will undoubtedly find magic.
- Walk without a destination – we don't need to arrive anywhere.
- Notice how your body feels – listen to your body, your mind and your feelings.
- Pay attention to the ground and feel the earth through your feet. Be a hippy and even try feeling the earth through your bare feet. Look up into the trees, the sky and the never-ending changes above. Look down at the textures, leaves and shadows.
- Let your thoughts come and go. We don't need to chase them or force them. We are walking to let our minds wander, as well as our physical bodies.
- Walk regularly – make a ritual, not a one-off event. Weekly, daily... return a little changed.

Then gives some practical advice on taking along your camera:

How to Walk With a Camera

- Carry light gear. Leave that heavy camera bag at home and travel light. We don't want the camera to dominate the experience.
- Set the camera up before you leave – have it ready to shoot, out and at hand. Simplify your process – take one lens for example.
- Walk first, photograph later. Photograph when you can't bare not taking photographs anymore, but allow yourself to get into a rhythm before being creative.
- Let the photographs come to you, chasing them is counterproductive. Pause often, stillness invites seeing and feeling.
- Walk until you forget you are holding the camera – let the camera become an extension of you.
- Look for the light, not just photographic subjects. Magical photographs come from noticing unusual contrast and light.
- Explore textures and tones.
- Use the viewfinder to isolate. Compose through exclusion. A great photograph comes not only from what is included, but what is excluded.
- Shoot intuitively – not everything, but following your emotions. Not everything needs to be explained or perfect. Let go of perfection. Perfection is for AI, Instagram and the masses. Imperfection is for humans, artists and real photographers.
- Allow yourself time to just 'be', without photographing. Some moments are better in our memories than in pixels.
- Review your images later, not while walking. Use the time walking to 'be' and don't be focused on the shoot or the image. Stay in the moment and leave the critique till later.
- Let your camera become your link between you and the world. It is okay to use it as a tool, as a love, as a lover. It is our love, use it with that intense emotion.
- Lastly, be gentle with nature. We need to champion her beauty, her preservation. We need to leave no trace, to walk on hard surfaces and think of those who will come after us. Nature isn't there to use, rape and destroy. It is there to work with us, to appreciate and celebrate. Nurture the connection and nature will nurture your creativity and your precious artworks of her.



Holidays – Helen Walker GMP SA

Shot in Texas

We lived in Texas for 3 months doing all the everyday things. You go about your business and suddenly you are reminded that yes...you are in different country...a very different country. Hope you enjoy.

These sights reminded me:

Alligator Sign. Yes, I was taking a photo of the egret and when I got home, I read the sign.



Cruising South Congress. This was a grab with my phone as this car passed by on Main Street, South Congress, Austin. It must have been legal; it had a number plate.



Frame*today*




Taken at the YMCA. This is the car park sign, and you know there are cars with guns in them waiting for the owners to return.



Dancing Hot Rods. Every year at the end of a big (everything is big in Texas) car show, owners drive up and down South Congress. People gather roadside to yell, picnic, drink and dance, as the amazing cars, pickups and choppers go by. This car was pumping up and down with all the bells and whistles. This is a “just happens” event. No advertising but everyone knew.



Frame*today*



Front Yard Small Town. "Trophy Wall" ...taken on Main St.



Halloween. A special setup that included a pumpkin stagecoach with straw horses and a whole main street built from pumpkin and squash. This was taken on an early morning walk;



Frame*today*



usually there are lots of children playing everywhere. I liked the big hat hats are big in Texas.






Frame *today*



Hidden Gems – Annette Collins

I took this photo back in May 2022. It was quite a nice sunset that night and I was hoping to get something out of it. This is the RAW File. 20mm lens, ISO 50, 0.6sec @ f16.





Frame*today*



This is my first attempt at editing the image. I used Lightroom and Nik to get this result.



I was really disappointed in the edit. The actual sunset was quite spectacular, and I just couldn't get a result I was happy with. It lacked impact, drama and just didn't pop! So I gave up on this image.

A year or so later I started watching Nigel Danson on YouTube. I began with his Landscape videos and then progressed to watching his Lightroom tutorials on editing Landscapes. One of the main things I got out of the videos was the use of the Radial Gradient tool. He was using the tool to change an area the eye looks at. He applied the Radial Gradient tool to an area he wanted to highlight, by increasing the whites, decreasing clarity, decreasing dehaze and also increasing the warmth. This lightens and softens the area drawing the eye in.

I came across this image again after watching the editing videos and gave it a go. I am much happier with the final image now, it has more drama, contrast and I think it pops! Your eye is drawn to the horizon now instead of the highlighted areas in the clouds.



Frame*today*



I enjoyed experimenting with these new techniques and creating my final Image.

Annette



Frame*today*



Bird Photography – Jim Zuckerman/December 2025 Issue

I have included content from Jim's monthly E-Magazine in the past. The December issue is the first part of a two-part feature on "Strategies for shooting Birds in Flight". The following is part of the introduction to his article –

Very few things in life are easy. Do you remember the saying, "No one ever promised you a rose garden?" With bird photography, you really have to work at it. It takes practice, an investment in good camera equipment, a lot of time, definitely a lot of patience, and an understanding that the ratio of keepers versus how many frames you shoot isn't even in the same league as photographing landscapes, cityscapes, architecture, or even people. When shooting with a fast frame rate, you might get one really good image in 100 frames or 1000 frames . . . maybe. If you don't try, though, you won't ever get a striking image of a bird, either perched or in flight.



Lilac Breaster Roller - Jim Zuckerman

If you follow this link, it will take you to the December issue of his magazine - [Photo Insights, December 2025](#)



Photojournalism

As members of our club, we can regularly enter PSA Interclub competitions in a range of categories including Photojournalism. Like Nature and Photo travel competitions there are specific requirements to enter these competitions and to what extent we can edit images that we enter in these competitions. You can read the full requirements on our club website at Competitions/Monthly Competitions/Definitions. The following is part of what you will find there.

“Photojournalism entries are images with informative content and emotional impact, reflecting the human presence in our world. The journalistic (story-telling) value of the image receives priority over pictorial quality. Images that misrepresent the truth, such as those from events or activities arranged specifically for photography, or of subjects directed or hired for photography, are not eligible. When Human Interest is specified (as a sub-category of Photojournalism), those images -4- Rev. 2 - November 2024 depict a person or persons in an interactive, emotional or unusual situation, excluding sports action.”

So, what makes a good photojournalism image? I was looking at the news app on my phone one morning when I came across these images as part of the New York times reporting on the recent high rise apartment fires in Hong Kong on 27th November. Later it was on Instagram. I found this image quite confronting of the man in an anguished gesture as the apartments burning behind him.



Frame*today*



There is no doubting the strong human element and the emotional content in this image.

Closer to home some members of the Street Photography Interest Group made it down to the Rising Tide Blockade to move around the site and captured images of the people participating in this protest action.



Ian Armstrong



Ian Armstrong



Ian Armstrong



Ian Armstrong



Shirlene Lawry



Shirlene Lawry



Frame*today*



Shirlene Lawry



Shirlene Lawry



Bettina Damme



Bettina Damme



Allison Hayes



Allison Hayes



Frame*today*



Allison Hayes



Bettina Damme

Worth a Look?

I'm sure club members have different ways of informing themselves on photography in its many forms and applications. Whether it is subscribing to magazines, borrowing books or magazines from the library or following people on social media or YouTube. Each month we will include some links to news stories on the internet, competition results and well-known photographer's work. If you have an item of interest, please let us know. A special thanks for the contributions received this month.

- Newcastle Herald Photography Prize. Follow the link to find information on entering the 2026 competition. The competition has previously been won by Stephane Thomas from our club, and last year by David Whyte from Wangi Club. Entries close midnight on 20th January 2026 - <https://www.newcastleherald.com.au/story/9109019/entries-are-open-in-the-2026-hunter-photography-prize/>
- A previous edition of our newsletter provided a link to a YouTube video of the esteemed British street photographer Martin Parr. Sadly, he passed away recently on 6th December this year. I learnt about this through my subscription to the website Street Hunters - <https://www.streethunters.net/>



Frame*today*



A recent blog by the editor Spyros Papaspyropoulos pays tribute to Martin and summarises his career. You can read his blog post which contains links to some of Martin's work at this link - [Goodbye Martin Parr - Street Hunters](#)

- Previously advised through email but a reminder that entries for the Maitland International Salon close soon.



- Thanks to Bettina Damme for letting us know that you can view the results from the 2025 Australian Birdlife Photography Awards. Jen Carrigan enjoyed some success in this competition. You can see the winning images at the following link - <https://www.birdlifephotoaward.org.au/>



Frame*today*



Email not displaying correctly?
[View it in your browser.](#)

2025 BIRDLIFE PHOTOGRAPHY AWARDS



Your 2025 BirdLife Australia Photography Awards winners

BirdLife Australia and BirdLife Photography are delighted to announce the winners of the eighth annual BirdLife Australia Photography Awards.

[View the winners gallery](#)

- Comedy Wildlife Photo Awards 2025 finalists revealed. The 40 shortlisted images pair talented nature photography with humour that often relies on capturing a moment at just the right time. Read the full story here - [Read the full story](#)
- Thanks to Roy Killen who let us know about a Photoshop plug-in that allows you to watch YouTube video's from within the Photoshop application. You can access the plugin by following this link - <https://picture-instruments.com/products/?lang=en&id=91>

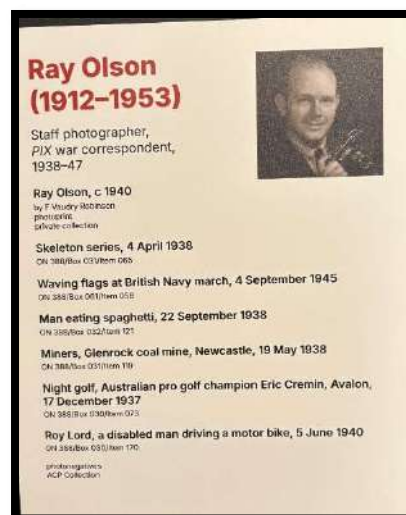


Frametoday



- It's worth reminding members of Adam Nace's YouTube video's he is an excellent online instructor in Lightroom and Photoshop editing. These sessions will complement the sessions that Greg Carruthers and Roy Killen provide in their interest groups. The 2025 Free 30Days of Photoshop can be found at this link - <https://www.youtube.com/watch?v=78MCz6BpeXM&t=84s>
- Bill Chambers shared the following link which some may find interesting. Basically, a critique on the winning images in the Birdlife of the Year Competition. Bird Photography Competition 2025 - Analysis <https://youtu.be/tgkgQTWCYks?si=ZtxIYJD10KxEjwWl>
- If you are in Sydney, drop into the State Library and see the PIX Magazine Exhibition - <https://www.sl.nsw.gov.au/exhibitions/pix>

Wonderful black and white images with stories of the photographers who contributed. The exhibition is on until Sunday 16th August.





Frame^{today}



Steve Dunleavy (1905-1975)

Staff photographer *The Sun* and *PIX*, glamour and make-up expert, 1930-50s

Steve Dunleavy (detail), Glamour girl series, 11 November 1938
by Ivan Irie
DN 388/Box 029/Item 108

Steve Dunleavy attaching false eyelashes, Glamour girl series, 11 November 1938
by Ivan Irie
DN 388/Box 029/Item 108

Series: Steve Dunleavy posing models in *PIX* studio, 16 July 1948
by Stan Grimmett
DN 388/Box 007/Item 118

Hats made from fruit & vegetables, 11 June 1949
Steve Dunleavy
DN 388/Box 002/Item 080

photonegatives
ACP Collection





Frame*today*



2026 Newcastle Show Photographic Competition

As she did such a good job last year Katherine (and her little band of helpers) has been invited to once again run a photographic competition at next year's Newcastle Show. The show will be held from 27th February to 1st March 2026. This is a print competition, with 2 entries per category. The categories for 2026 will be Colour, Monochrome and Nature. Please see Katherine for entry forms and the deadline for getting prints to Katherine is 31st January 2026.



Photography Quiz

The following Photography Quiz is taken from Jim Zuckerman's Monthly Newsletter – Photo Insights, December 2025 Issue. You can subscribe to this monthly newsletter at <https://www.jimzuckerman.com/>

Photography Quiz

1. When shooting with a telephoto lens, to obtain sharp images the shutter speed should be:
 - a. The reciprocal of the focal length of the lens or faster
 - b. The inverse of the smallest aperture
 - c. The hyperfocal distance of the lens
 - d. Commensurate with the maximum depth of field of the lens
2. The worst thing for camera electronics is:
 - a. Heat
 - b. Cold
 - c. Rain
 - d. Ocean spray
3. Which of the following should you NOT do when maintaining and cleaning camera lenses?
 - a. Use a UV filter on lenses
 - b. Use a camel hair brush to clean off lens dust
 - c. Use compressed air to clean off lens dust
 - d. Use a microfiber cloth to wipe lenses
4. A 'Prime' lens can zoom between different focal lengths.
 - a. True
 - b. False
5. Which pioneering photographer is best known for documenting the American Civil War?
 - a. Ansel Adams
 - b. Matthew Brady
 - c. Dorothea Lange
 - d. Edward Weston
6. You can take focus stacked images without using a tripod.
 - a. True
 - b. False
7. In a composition, the subject should always be placed off-center according to the Rule of Thirds.
 - a. True
 - b. False
8. The terms 'color temperature' and 'white balance' are synonymous.
 - a. True
 - b. False
9. A large studio softbox is designed to make the light from a flash simulate:
 - a. Directional light that looks like direct sunlight
 - b. Textural side lighting
 - c. Transillumination
 - d. The soft light of a cloud cover
10. By reducing the power output of an electronic flash, the flash duration becomes shorter.
 - a. True
 - b. False

Answers on Page 54 of this newsletter.



Quiz Answers

Quiz answers

1. a
2. d
3. c
4. b
5. b
6. a
7. b
8. a
9. d
10. a

Your score

90% - 100%: You could have been a pro

80% - 89%: Your glasses probably need a new prescription

70% - 79%: Just don't quit your day job

< 70%: You should really be using an iPhone



Frame*today*



How I used my **Frame***today* Voucher – Bettina Damme

I was lucky to win one of the monthly vouchers from Frame Today which the club awards to one of the photos which has won a Judge's Choice that month.

My photo 'Only One is Alive', which I entered in the August Advanced set subject competition "Similarity and Difference" and was judged by Roy Killen, was the photo for which I received a \$30 print voucher.



'Only One is Alive':

When I started thinking about a suitable topic for the competition, I kept an eye open for a possible photo and since I often drive past the shops in Warners Bay I saw a statue along the waterfront that might be a possibility. It gave me the idea to have someone sit next to it in a similar pose and I asked my husband if he wanted to be the 'living organism' in the photo. He was similarly dressed as the statue and sat next to it. I took several photos from different directions, but as is often the case, I went with one of the first photos I took....



Frame*today*



I used the voucher to have my photo 'Swans in the Mist' printed as an A3 print. I was very impressed with the quality of the print, and they were very helpful at Frame Today. The photo is now hanging on the wall with a nice black frame around it.



Many thanks to the Club and Frame Today.



Frame *today*



FOR SALE:

Nikon telephoto lens AF-S NIKKOR 200-500mm f/5.6E ED VR. Purchased for \$2,500 about a year ago. Used once. In as new condition. Selling for \$1,300. Contact Bronwyn Dunstone – email (bronnied@iprimus.com.au), mobile +61 407 231 280





Frame*today*



Frame*today*

Frame Today Club Sponsorship

We are pleased to announce that our club has accepted a sponsorship arrangement with Frame Today at Warners Bay. In return for promoting Frame Today at our club events, on our website and in our newsletter, Frame Today will provide:

- one monthly print voucher of up to A3 size.
- an annual ready-made frame to fit an A3 print valued at \$129.
- a 30% discount on printing, backing and mounting services to members of our club when they join the free Frame Today's Art Society.
- Members can apply on the following [link](#).

Each month the print voucher will be awarded by lucky draw to one of the Judges Choice winners for that month, includes all EDI and print competitions.

The annual frame prize will most likely be awarded as part of the prize for the overall Image of the Year (IOTY) winner at the end of the year.

If club members have any specific questions about the services that Frame Today offer, they can have a chat to Peter Treloar and Laurie Connolly.



Club Committee

Following our AGM last month we now have a new committee in place for the coming year. Thankyou to those members who have stepped down from committee duties and welcome to our new committee members.

Position	2025 - 2026
President	Dennis Archibald
Secretary, Public officer	David Richards
Vice President and Training Co-ordinator	Greg Carruthers
Treasurer	Ruth Keech
Competition Coordinator	David Richards
Social Functions	Barb Hunter
Social Functions	Katherine James
Membership Coordinator	Jim Sloan
Training, Grading Officer	Bill Chambers
PSA Coordinator and Training	Roy Killen
Newsletter	Dennis Archibald
Committee Member	Naomi Nichols
Committee Member	Julie Brooks
Committee Member	Allison Hayes
Committee Member	Steve McGrath