



Frametoday



WELCOME TO THE APRIL 2026 ISSUE OF THE LEADING LINE – Dennis Archibald

In this issue the results of the Maitland International. Congratulations to Megan Willis who received an award and to those members who achieved Acceptances as well as the PSA Round 2 Interclub competition results.

There is much happening in April. See the calendar on page 2 for a summary and the details on the club website. It is a requirement of most of our outings now to register to attend.

Our speaker for the month is Stephane Thomas. You can hear his presentation on Sports Photography on Wednesday 22nd April at Valentine Bowling Club.

Finally, thank you to those members who made contributions to the newsletter this month.

**Our next club night will be held at the Valentine Bowling Club on
Wednesday 8th April at 7.00pm.**

New Members

No new members last month.

What's on in April

The activities and tutorials for April are summarised in the table below.

The best and most immediate way to see what's happening in the club is to look on our website at the Calendar, and then select the "Agenda" option. Then you will see what is on each day through the month. A summary appears below.



Frametoday



April						2026
MONDAY	TUESDAY	WEDNESDAY	THURSDAY	FRIDAY	SATURDAY	SUNDAY
30	31	01 Club Committee Mtg. via Zoom 7.00pm	02 Street Photography Zoom Session at 7.00pm with Dennis Archibald	03	04	05 April Club Competition Entries close 11.30pm
06	07	08 Club Night at VBC 7.00pm	09	10	11 Astro Workshop with Greg Carruthers - details on club calendar	12
13	14 Street Photography SIG outing to Sydney Macro SIG Mtg. at 7.00pm with Bill Chambers	15 Zoom Presentation by David Richards on Set Subject "Speed" at 7.00pm	16 Studio Lighting Photoshoot with Doug Coleman	17	18	19 Closing date for entries into 2026 Australia Cup @ 11.30pm
20	21	22 Guest Speaker - Stephane Thomas - 7.00pm at VBC	23 Studio Lighting Photoshoot with Doug Coleman	24	25	26
27 Coffee Catchup - Lake Macquarie Sailing Club 9.30am	28 Lightroom SIG zoom session with Greg Carruthers 7.00pm	29	30	01	02	03

2026 External and Club Competitions News

Please let us know if you have had success in competitions external to our normal club competitions.

External Competitions - Maitland International

Congratulations to Megan Willis who achieved a Merit Certificate for Endless Summer. You can see the other award winners at the following link.

<https://maitlandinternational.salon/maitland-international-salon-of-photography-2026/exhibition-awards>



Frame *today*



The following club members received Acceptances and you can see the images at this link - [Maitland International Salon Of Photography 2026 | Accepted Images Gallery](#)

Open Colour

- Margot Hughes:
 - Young Studmaster
 - Salt Silos
 - Pippa and Hattie
- Lindie Kolver
 - Dog-Fun After the Big Wet
 - Fearless Girl
- Chris Mannweiler
 - Warbirds Scone
- Phil Whiteman
 - Lake Tyrell Salt Pan
- Megan Willis
 - Blue Hour at Hamnoy
 - Norway Beautiful Sakrisoy
 - Norway Endless Summer



Frame*today*



Open Monochrome

- Trevor Cotterill
 - Icon framed by an Icon
- Margot HUGHES
 - Making Friends
 - Amongst The Graffiti
- Chris Mannweiler
 - Leap Of Faith
- Phil Whiteman
 - David O
 - Lana Jade
 - Wanaka Tree
- Megan Willis
 - Castle Point Lighthouse
 - Daniel
 - Bubbles

Nature

- Margot HUGHES
 - Mothering
- Lindie Kolver
 - Cape Francolins Pecking Away
- Phil Whiteman
 - Water Dragon And Crocodile
- Megan Willis
 - Dinnertime
 - Cooling Off
 - No Escape Now

Just a reminder that for those who want to gain experience in entering external photographic competitions there are many to choose from. From time-to-time these are available on our website. Go to **Competitions/External Competitions**.

We were recently contacted by the organiser of a print competition being run as apart of the Henry Lawson Festival at Grenfell. You can find out more on the website - <https://henrylawsonfestival.com.au/content/photography-competition/?portfolioCats=14>



Frametoday



Club Competitions 2026 – David Richards

Will your image be the 2026 IOTY Winner? Please remember that images must be entered into a monthly club competition during 2026, to be eligible to be entered into the IOTY 2026 competitions (subject to other club rules).

Our judges do not enjoy having to reject or disqualify images from competitions, so a timely reminder to ask you to refresh yourself by reading both the definitions and judging criteria for our 2026 Set Subjects, as well as our club competition rules. Where do you find them?

Set Subject competitions:

Go to **COMPETITIONS > Set Subjects 2026**, then scroll down to the bottom of the page where you can both view or download the Set Subject definitions and judging criteria. If you still have questions, reach out to the relevant club judge.

Club Competition Rules

Go to **COMPETITIONS > MONTHLY COMPETITIONS**. Here you will find the competition rules and definitions. Here are several common and recurring errors members make:

- you cannot enter the same image in a digital competition and a print competition in the same month.
- non-compliance with Nature definitions (particularly human elements)
- non-compliance with Monochrome definitions

April Club Competitions

Our judges for April competitions are:

- PRINT: Peter Ryan
- DIGITAL Colour: Vicki Moritz
- DIGITAL Monochrome: Greg McMillan
- SET SUBJECT: Greg Carruthers

Entries close strictly at **11:30pm Sunday 5th April**, but please don't leave it to the last minute to submit your entries. Try and enter them at least a day prior, and then double check that your images have uploaded correctly. There is a lot of extra work created for our Competition Manager to sort out issues from Sunday night.

April Set Subject - "After Dark"



Frametoday



Definition:

Images must be taken after sunset and showcase a city or urban landscape. Images could feature, the “blue hour”, light trails, light bursts, nightlife, transport, shopping and restaurant or entertainment precincts.

Judging Criteria

Images must be in colour, and it should be obvious images have been taken after dark. Images that capture the “vibe” of the city or town will score best.

APS Australia Cup - ‘ALL SUBJECTS AUSTRALIANA.’

Please note that the APS (Australian Photographic Society) have just changed this year’s competition to ‘**ALL SUBJECTS AUSTRALIANA.**’

The Australia Cup is an annual competition for clubs organised by the Australian Photographic Society (APS). Full details of the competition and catalogues from all the competitions from 2018 onwards are available [here](#).

Entry is free to our club members, nor do you need to be a member of APS. You may submit two images, allowing the best 20 images to be selected and submitted to represent our club.

Our internal competition will strictly close at **11:30pm Sunday April 19th.**

Bring us your boldest, most breathtaking Australiana.

Let’s celebrate the beauty, character and spirit of Australia together. The Great Australian Photographic Challenge 2026 awaits!

Australiana Definition

Australiana celebrates the spirit, identity and visual story of Australia.

Under this theme, subjects may include (but are not limited to):

- **Landscapes & Seascapes** – coastlines, deserts, bushland, mountains, rivers and outback scenes
- **Flora & Fauna** – native plants, wildlife, marine life and natural habitats
- **Architecture & Built Environment** – historic buildings, modern structures, rural properties and urban spaces



Frametoday



- **People & Culture** – community life, traditions, events, diversity and everyday Australian moments
- **Sport & Recreation** – grassroots to elite sport, iconic Australian pastimes
- **Rural & Heritage** – farming life, regional communities, heritage sites and traditions
- **Street & Urban Life** – candid moments, city scenes and contemporary Australian life

This year, the APS judges will be Australian.

Please contact me if you have any questions. Full details can be found on our website at > **Competitions > APS Australia Cup > Overview and 2026 Entries**

Photographic Society of America (PSA) and Interclub Competitions

Our club is a member of PSA, and that allows us to participate in the PSA Interclub competitions, where we compete against clubs from all over the world. Full details about how these competitions are conducted can be found on the club website at **Competitions>PSA Interclub Competitions**. There you can also see latest PSA competition news and results. In previous years, our club has been very successful in the Digital sections – Colour, Monochrome, Nature, Photojournalism and Photo Travel. Last year, we started entering the Colour and Monochrome Print sections and had moderate success.

On the club website, if you click on the "**Galleries**" menu you can view galleries of the Round 1 and Round 2 club entries for the PSA Interclub competitions. A Gallery of our Round 3 entries will be added soon.

If you have any questions about the PSA Interclub competitions, please contact Roy Killen.

PSA INTERCLUB ROUND 2 RESULTS

In the PSA Interclub, there are only two award levels - Merit (the higher one) and HM. In each competition section, about 10% of images get Merit, and another 10% get HM. Each image is scored by three judges. Club placings are determined by the aggregate scores.

Small Monochrome Prints. LMCC gained 2nd place out of 11 clubs.

Chris Prior received an Honourable Mention for his image "Descend".



Frametoday



Small Colour Prints. LMCC gained 11th place out of 11 clubs.

No awards were received in this section.

Colour Digital. LMCC gained 7th place out of 24 clubs.

Roy Killen received a Merit for his image “Sheltering from the rain”.







Frame*today*



Bob Todd received an Honourable Mention for his image “Bursting Through”.



Helen Walker received an Honourable Mention for her image “Flying Bronco”.

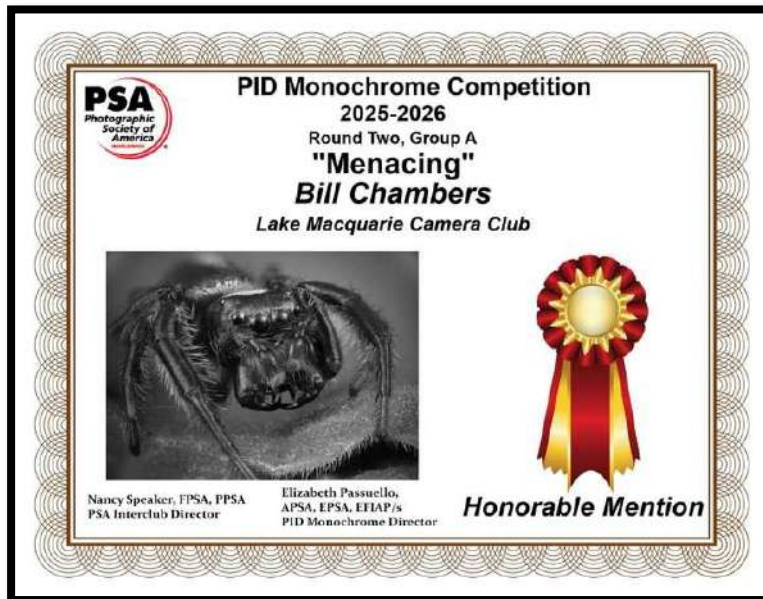


Monochrome Digital. LMCC gained 7th place out of 22 clubs.

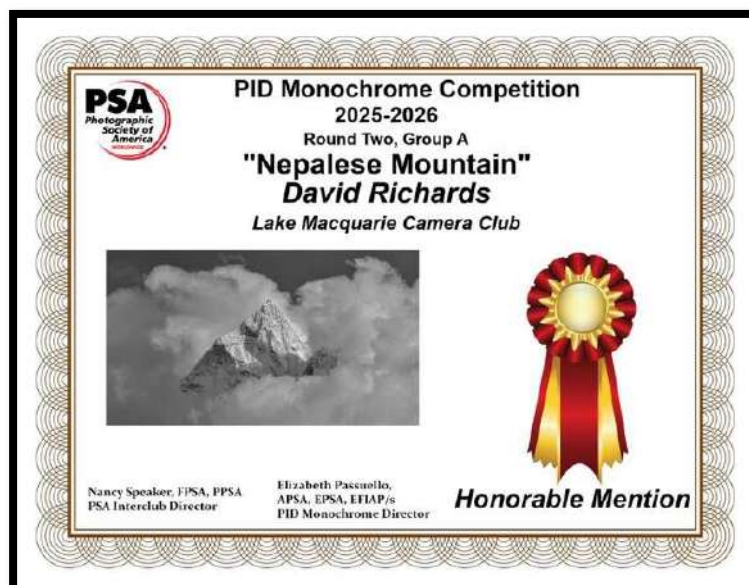
Bill Chambers received an Honourable Mention for his image “Menacing”.



Frame*today*



David Richards received an Honourable Mention for his image “Nepalese Mountain”.



Nature Digital. LMCC gained 5th place out of 23 clubs.



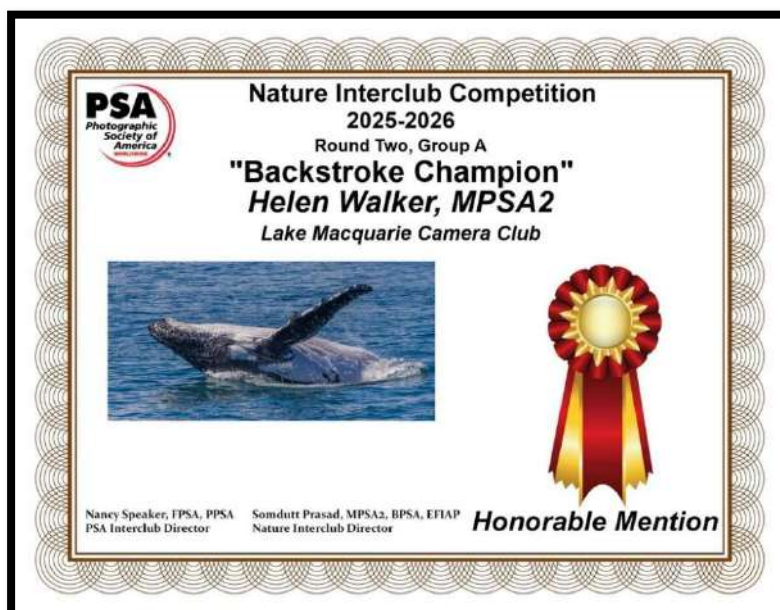
Frametoday



Roy Killen received a Merit for his image “Frog struggle”.



Helen Walker received an Honourable Mention for her image “Backstroke Champion”.



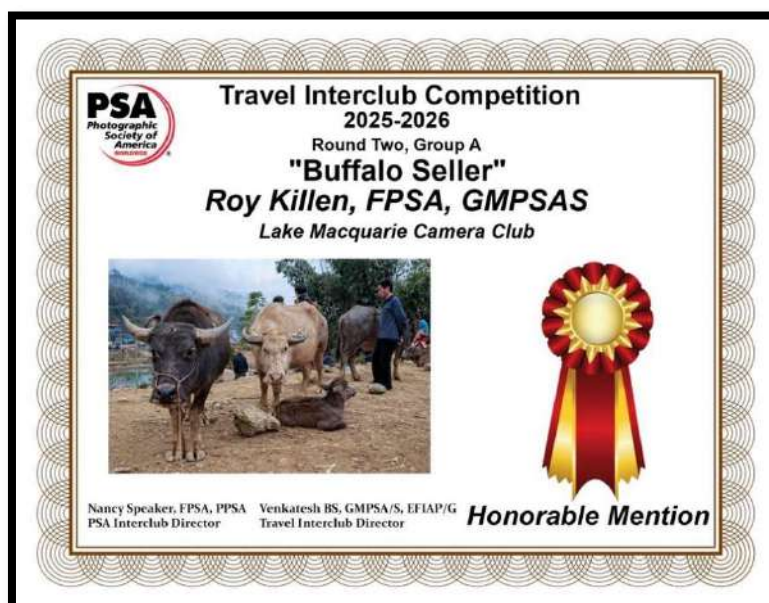


Frametoday



Photo Travel Digital. LMCC gained 19th place out of 23 clubs.

Roy Killen received an Honourable Mention for his image “Buffalo Seller”.



Photojournalism Digital. LMCC gained 19th place out of 21 clubs.

All club images that were entered in Round 2 and the images selected for Round 3 can be viewed in the galleries on the club website. Click on the word “Galleries” on the menu (ignore the dropdown list). Round 3 results will be available in May.

For any questions about the PSA Interclub, please contact Roy Killen.

PSA Courses

If you have a couple of hours a week to devote to improving your photographic knowledge and skills, you might like to consider joining the Photographic Society of America (PSA). Being a member of PSA has many advantages, one of which is access to a range of on-line education programmes, webinars and digital study groups. All of these are free to members of PSA. This page <https://psaphotoworldwide.org/page/education> has links to information about all these resources.

In the online education programmes the student is connected to an instructor who works with them (usually by email) to provide information, guidance and advice. Each online course



Frametoday



consists of several lessons. Students are provided with written information, and they are required to undertake structured exercises and submit worksheets to demonstrate their understanding of the topic.

Existing courses for beginners:

- Digital photography
- Introduction to Photoshop

Courses for intermediate and advanced photographers:

- [Image Evaluation](#)
- [Image Critique](#)
- [Competition Images](#)
- Advanced Photojournalism
- Creating a PSA Portfolio
- Street photography
- Portrait photography
- History of photography.

The three courses in blue are particularly helpful for club members.

Image Evaluation – This is a 6-lesson course designed to assist the photographer to develop a basic understanding of the key elements that make a strong image and to be able to review their own images objectively.

Image Critique – This course follows on from Image Evaluation, giving the student skills to provide a critique for another person. This course is suitable for members who are involved in PSA Digital Dialogue or Study Groups where the members are required to comment on the work of others. It is also a brief introduction to the skills required to become a mentor or judge.

Competition Images – This is a two-part course with five lessons in each part. It is designed to assist intermediate and advanced photographers capture and process images suitable for entering in competitions from club level to international exhibitions. It is highly recommended that students complete the Image Evaluation course before enrolling in this course.

To learn more about any of these courses, select the course you are interested in from the link above and click the 'LEARN MORE' button. PSA members may undertake any or all of the available courses, but only one at a time. Roy Killen can also provide additional information about these courses.

Free PSA Membership for Students



Frametoday



The Photographic Society of America (PSA) has officially launched a **free 2-year student membership program** to support and inspire young photographers.

This **digital student membership** is available to photographers who are **currently enrolled in school, TAFE or university** and can provide a **valid student ID**.

If you know a student who would like to take advantage of this offer, all they need to do is go to the PSA website <https://psaphotoworldwide.org> and select the “Join Now” link. Then, in the Student Program section, select “Sign up here”.

If you have any questions about this PSA offer, please contact Roy Killen.

INTEREST GROUPS NEWS

To be part of a group, on our website go to “My Account”, then “My Groups”, and join the group you wish to join. This will ensure you receive emails with news on outings, photoshoots, ZOOM Meetings or other group activities. Similarly, also make sure you subscribe to the corresponding Group Discussion Forum. This will provide links to relevant websites, YouTube videos and downloads on the groups area of interest. To do this go to “Information for Members”, then “Forums”, then subscribe to the relevant Interest Group Forum.

In summary the groups, their respective mentors and news are listed below. It is **NEVER** too late to get involved. It’s great to see a flurry of activity with more people joining groups.

If you would like to join one of these groups just contact the nominated mentor.

As mentioned at the beginning of this month’s newsletter we now have a new Interest Group – Aerial Photography.

1. **Camera Craft Group** –the basics of camera craft and/or basic image editing. Mentor – Chris Prior
2. **Lightroom** – Learn and share the tips and tricks of using Lightroom Classic as your main image editing program. Mentor – Greg Carruthers.
3. **Astrophotography** – Learn the basics of capturing and editing nightscape images including the Milky Way, star trails and foreground interest. Mentor- Greg Carruthers.
4. **Studio Lighting** – Concentrating on portrait photoshoots using speedlights (flash), **and/or LED lighting**. Mentor – Doug Coleman.
5. **Macro Photography** – Learn how to master the techniques involved in capturing and editing Macro images. Mentor – Bill Chambers.



Frame *today*



6. **Scape Photography** – ‘Scape’ Photography – capture and editing of Landscapes, Seascapes and Cityscapes, including the opportunities presented during Blue hour and Golden hour. Mentor – Dave Richards
7. **Photoshop** – Training via Zoom conferencing on Monday nights – Mentor – Roy Killen. Meetings will start again later in the year if there is sufficient demand. If you are interested in participating in this group, please email Roy Killen.
8. **Street Photography** – gear, camera settings, street etiquette, photoshoots – Mentor – Dennis Archibald.
9. **Nikon Z Users** - share and learn menu options, focus modes, when and how to use them. It’s an opportunity to learn and discuss ways of exploiting the camera’s capabilities – Mentor – Greg Carruthers.
10. **Aerial Photography** – photography from drones and fixed wing aircraft. Mentor – Peter Harrison.

What’s New? / What’s Changed?

Club Rules

Just a reminder around an email that went to all members in early March to provide greater clarity regarding the rules around '**Similar Images**'. Our club rules have been updated as outlined below.

1. Two images are considered to be **similar** if one or more of the following descriptions apply:
 - a) Both images are derived from a single capture (i.e., the same negative or the same original digital file), and one image is a cropped or flipped version of the other image.
 - b) Both images are derived from a single capture, and one image is colour and the other is monochrome or a colour variation of the other image.
 - c) The two images were captured separately but show essentially the same content with only minor variations, such as changes in the position of some of the elements.
2. Two images are considered **different** if one or more of the following descriptions apply:



Frametoday



- a) The subjects in the images are obviously different.
- b) There is a significant difference in the camera position from which the two images were captured.
- c) The same subject has been photographed in significantly different light (such as a landscape photographed at sunrise and at midday).

3. Similar images may not be entered in the same or different sections of a monthly competition in the same month.

Please be aware that restrictions regarding 'Similar images' also apply to our IOTY competitions, so please ensure you familiarise yourself well in advance of entries for our IOTY competition at the end of the year.

As always, if you have any questions, please seek clarification from David Richards before you enter your images in competitions

What's Coming Up?

Speakers:

To date we have booked the following speakers to the club for 2025. We have extended an invitation to some of the other camera clubs in our area. Please feel free to invite your friends along to these talks as well.

- **Stephane Thomas** has agreed to present on sports photography the following month on 22/4/2026. We have timed his presentation to allow members as much time as possible after his talk to capture actions packed images for the Sports Action set subject scheduled in October'26. Stephane will cover the following aspects:
 - Sport photography: more than just action shots
 - What makes a strong sports image
 - Common challenges and how to manage them
 - Gear essentials for sports photography
 - Workflow: fast culling and editing efficiently
- **Kurt Snedden** will be our speaker, on 27th May. Kurt gave a very entertaining presentation at last year's Northern Photographic Convention. Normally residing in New York city Kurt is



Frametoday



currently back in Australia and has agreed to visit our club. He is an entertaining speaker with a wealth of experience to share.

Kurt, although Australian born, now divides his time between his American and Australian client base. Kurt shoots environmental and studio head shots and portraits for everyone from actors, musicians and opera singers in both countries. Come along and enjoy his presentation on 27th May and learn how he turned a passing interest in photography into a fulltime cross border career.

If there is someone in the photographic world who you would like to invite to the club, then please let us know.

Just 3 – Anne Frodl

This first image is one of my favourites and one that I am proud of. It is the first image I entered in the club's digital competition. Technically it is not a great image, but I was not thinking about that. I was thinking about one person only and the personal backstory that is attached to this car. There is far too much history to explain it all. My son loves this image, and I wouldn't change anything to make this technically sound. Who knew it would be a bit controversial but isn't that the point of photography to evoke emotions and discussions.

This is all that is left of my son's car after years of competing in Hillclimb's. He crashed it on his last run of the day on a bend halfway up the circuit at 140 k's. It was because of his driving skills he was able to walk away with just whiplash. Even though he didn't finish competing he still won his class outright.

The light is focused on his racing number. His car was a Renault Clio 172 sports limited edition. In the left-hand corner is his racing helmet and leaning on it is the mangled number plate (it was also a registered vehicle). The door is leaning against his toolbox. The car couldn't be repaired and brought back to life, hence the darkness. This image represents death. Death to racing, death to a much-loved car and death of an era for our family.



Frame *today*



The following image is the second image I entered into the club's monthly competition and one of my favourites. I received my first Honours. This is also a family member with a personal story. My niece hates having her photo taken and will not under any circumstance be in one. She loves going into Newcastle and wandering around the buildings. She loves to draw and write in her journal. This particular day she was sitting on a seat outside the old post office doing what she loves best while I am taking shots of buildings and people. I just happen to see her in this pose of thinking and spacing out to the world around her as she often does and I took the shot. This image was taken in a moment of her not being self-conscious and not aware that a camera was pointed at her.



Frame *today*



This last image is my first shot taken on manual setting on my camera. I met Naomi at the NPF (Northern Photographic Federation) 2024 through a mutual friend. Naomi asked if I would like to be a model for a project she was doing at the time, I said yes. It was a great session, lots of laughing and learning. I have always been interested in photography, so I asked a lot of questions about the equipment and studio. After the session was over Naomi said to me "it's your turn, have a play". I nervously changed the setting on my camera and took a few shots. This is one of my favourite images, first time on manual, first time in a studio and I got to capture Naomi's cheeky side. I only took six shots.



THE LEADING LINE
THE LATEST NEWS & VIEWS FROM
LAKE MACQUARIE CAMERA CLUB



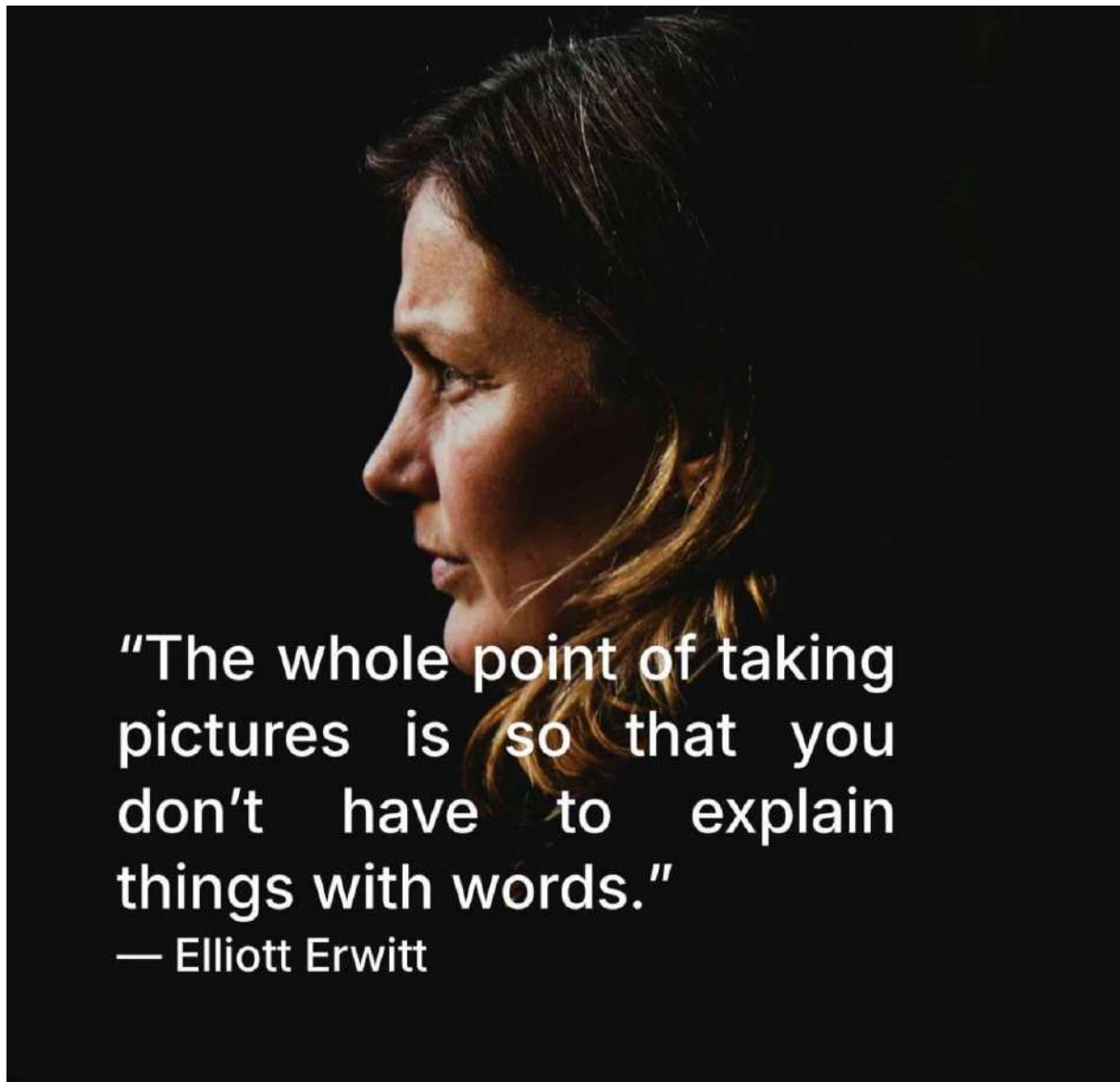
April 2026 - Issue 30.

Frame*today*





Frame*today*





Holidays – David Richards

Guatemala – “A Country of Colour”

It’s hard to do justice to this Central America country with just a few images, but the consistent theme from travelling through this wonderful country is Colour.

Chicken Market, Chichicastenango



Considered the largest and most vibrant indigenous markets in Central America. The animal markets are fascinating. Alas there was terrible light on the day, so be afraid to crank up your ISO settings – it is better to have sharp images and fix the noise in post processing. I adopted a lower point of view (POV) for this scene.

Arco de Santa Catalina, Antigua



THE LEADING LINE
 THE LATEST NEWS & VIEWS FROM
 LAKE MACQUARIE CAMERA CLUB
 April 2026 - Issue 30.




This landmark archway was built in 1694. Get here very early or your image will be of cars, traffic gridlock, street vendors, police blockades, and lots of tourists. Blue and Golden hour light can be just wonderful, a wonderful soft light whilst avoiding harsh shadows.

Making Guatemalan Tortillas





Frame *today*



You can imagine the hundreds of tourists and instagrammers shoving a camera into the face of these wonderful locals. My approach is always to ask first (Google Translate is great for language translation). Some will say no and that's just fine, thank them and leave them in peace. Others will be happy. Always make sure that show them your photos after taking them. After this series of images, I was feeling peckish, so I bought a few fresh tortillas to munch on, yummy!

Cementerio De Chichicastenango



As I said, everything is about colour. A wonderful way to celebrate life. The biggest challenge here was finding a suitable composition. Definitely a wide-angle lens required for these scenes.

Ocellated Turkey



Frame *today*



Even the local wildlife has bright colours.

Fuego Volcano





Frame*today*



Guatemala is located on the Pacific 'rim of fire.' To reach this volcano, a two-day hike is required. Day 2 required a pre-dawn start. On arrival at the viewpoint, the wind was jet blasting us and was extremely cold. I found a small boulder to nestle behind to help further stabilise my DSLR & tripod. Fast shutter speed was priority 1, Depth of Field (DoF) was priority 2. Our group had been there for 40 minutes and were just being asked to descend. This image was one of my last shots. Lesson learnt - Be patient!




Frame *today*



Hidden Gems – Peter Finch

In every suburb I'm sure there are many little "Hidden Gems" and my suburb of Valentine is no exception. We are blessed with the photo opportunities along the waterfront. Outside the bowling club offers up some great views for sunrises, sunsets, birdlife and moody scenes over the lake. We also have several historic Aboriginal sites within "Green Point" on the edge of Valentine where the residents would not even be aware that one of these sites is within 100-150 meters of their homes.



The image above of the dinghy's tethered to the tree was rather challenging. As simple as it is, I felt that there was an image there, but I really had difficulty getting it.

I went every day for more than a fortnight and just could not get the conditions to align. Then this one day the sun finally broke through and changed the conditions to give it some life, but, then I asked myself what is the subject? 'The Dinghy's or the Tree '? In the end I settled for the



Frame *today*



fact that the Dinghy's are attached to the tree so in a way both are the subject. At first, I thought the background was messy but, in a way, the messy background supports the fact that the dinghy's are used to access the yachts on their mooring's.

In my early attempts to get a usable image I tried "long exposure" to increase the emphasis on the dinghy's in the foreground, smooth the water and create a sense of movement with the moored yachts in the background.



I found the more or less "in focus" background was dragging your eye to that background, with the blue catamaran commanding much of your attention. This wasn't what I wanted, I was trying, desperately, to make the dinghy's the focal point of the image. The long exposure created movement in the yachts in the background, and you couldn't help but notice the movement in the branches of the tree. I then captured another image at a faster shutter speed and combined them. Another FAILURE - flat light. It simply did not work.

So, I kept going back in the hope that the conditions will be okay today. On the last day the sun finally broke free and delivered something to work on. Here is the original RAW image with the moon on the left.



Frame*today*



Being a raw file, I was able to process it to bring out a little of the detail in the shadows and add some warmth to a point where I think it is acceptable - "A Hidden Gem in Valentine."



Frame *today*



“I acknowledge that this image is not great or an award winner, but, as photographers if we apply patience, persistence and perseverance, for the majority of the time we will produce something that is “ACCEPTABLE “.

Worth a Look?

I'm sure club members have different ways of informing themselves on photography in its many forms and applications. Whether it is subscribing to magazines, borrowing books or magazines from the library or following people on social media or YouTube. Each month we will include some links to news stories on the internet, competition results and well-known photographer's work. If you have an item of interest, please let us know. A special thanks for the contributions received this month.

- **Another Master of Photography – Sergio Larraín | the lyrical lens of a ghost.** “Sergio Larraín (1931 - 2012) was hailed by Henri Cartier-Bresson as a genius, but at the height of his fame, he vanished. This is the story of Sergio Larraín, a legendary photographer who abandoned the art world for a life of spiritual contemplation. Journey through his poetic black-and-white images of Valparaíso and discover the man who saw his camera




Frame *today*



not as a tool for fame, but as a window to the soul. Explore the haunting beauty and profound philosophy of the man who chose to become photography's greatest phantom. “

https://youtu.be/HweErGCpnTg?si=fGR3yq_lw-IW4ZLg

- From the April issue of *Lenscraft* by UK Landscape photographer, Robin Walley - **The Rule of Thirds - [Rule of Thirds Photography: A Practical Guide to Better Composition - Lenscraft](#)**
- From Jim Zuckerman - [Jim Zuckerman Photography & photo tours](#)



I photographed this caracal with extreme backlighting in Kenya. What draws my eye is the very unusual bright red tongue. I didn't add saturation or vibrance to this image -- it didn't need it. With wildlife, if I have enough light I tend to close the lens down for increased depth of field. In this case, it was very important that the caracal's head was sharp including the whiskers. I lost the furthest ear, but it was also important to use a fast enough shutter to freeze the movement. Photography is endless compromises. My settings were 1/800, f/9, and 800 ISO, and I used a 100-500mm Canon zoom.



Frametoday



- **Pro Tips for Designing a Photo book That Tells Your Story | VistaPrint** – I know that a few members enjoy creating a photobook of their travels, family events or favourite images. If you are contemplating compiling a book this article from Vista Prints may just be the motivation to get you started.

“There’s something magical about flipping through a photo book. Unlike scrolling on your phone, a photo book is tangible; you can feel the weight of it in your hands and see your favorite memories brought to life on the page. Photo books capture moments in a way that feels lasting and personal, turning everyday snapshots into something you can return to again and again. Here’s how to create your own photo book for a curated narrative, memory-keeper, conversation starter and sometimes, the perfect gift.”

<https://www.vistaprint.com/hub/photobook-creation-pro-tips>

- **25 Hilarious Dog Portraits by Elke Vogelsang That Are Pure Joy - 121Clicks.com**

“If you’ve ever locked eyes with your dog and thought, “You definitely have thoughts, and they’re unhinged,” then you’re already halfway into Elke Vogelsang’s world. Living in Hildesheim, Germany, and working with clients across the globe, Elke has mastered the rare art of turning a split-second expression into a full-blown personality reveal. Her portraits don’t just show dogs—they expose them. The sass. The chaos. The unexpected wisdom. The “I regret nothing” energy.”

<https://121clicks.com/inspirations/elke-vogelsang-dog-portraits-pure-joy/>

- **2026 Birdlife Australia Photography Awards competition**

In previous issues of this newsletter, we have displayed images from Jen Carrigan that have one awards in the 2025 competition.

“Entries to the 2026 BirdLife Australia Photography Awards will open on Tuesday 7 April and close on 13 July, with an early bird discount available to anyone who submits entries before 24 April.

As in previous years, the competition is open to photographers of all skill levels – from seasoned professionals to backyard enthusiasts. This year’s special theme will focus upon Australia’s native finches. Australia is home to 18 resident native finches, including grass-finches, parrot-finches and mannikins. They’re some of our smallest and most striking birds, renowned for their vibrant plumage, distinctive calls and lively,



Frametoday



highly social behaviour. This category is a celebration of these iconic birds, highlighting their beauty and why they need our protection. Photos entered in this category must contain one or more Australian native finch species. Introduced finches aren't eligible for this year's Special Theme but can be entered in other relevant categories. The competition will be judged across the following categories:

- *Backyard Birds*
- *Bird Behaviour*
- *Bird Portrait*
- *Birds in Flight*
- *Birds in the Landscape*
- *Youth*
- *Human Impact*
- *Portfolio Prize*

The 2026 BirdLife Australia Photography Awards are proudly sponsored by Nikon Australia and Lake Cowal Foundation. By entering any competition category, you'll go in the running to win the Grand Prize – a Nikon Z 8 digital camera valued at \$7,449 RRP. The winner of the Portfolio Prize will receive a \$2,000 cash prize – both courtesy of Principal Sponsor, Nikon Australia.”

You can find out more at this link - <https://birdlife.org.au/news/birdlife-australia-photography-awards-back-in-2026/>




THE LEADING LINE
 THE LATEST NEWS & VIEWS FROM
 LAKE MACQUARIE CAMERA CLUB

April 2026 - Issue 30.



Frame today





Photography Quiz

The following Photography Quiz is taken from Jim Zuckerman's Monthly Newsletter – Photo Insights. You can subscribe to this monthly newsletter at <https://www.jimzuckerman.com/>

1. Which sensor has more megapixels, a full one inch or a 4/3 sensor?
 - a. One inch
 - b. 4/3 sensor
2. The Inverse Square Law refers to:
 - a. Depth of field
 - b. Hyperfocal distance
 - c. Resolution
 - d. Exposure
3. Which of these settings gives the same exposure as 1/125 at f/8?
 - a. 1/350 at f/11
 - b. 1/250 at f/4
 - c. 1/250 at f/16
 - d. 1/500 at f/4
4. Which of the following is the odd one out?
 - a. PDF
 - b. JPEG
 - c. PNG
 - d. TIFF
5. A *snoot* used in a photo studio is:
 - a. A filter used when shooting with fluorescent lights
 - b. A special type of tripod head
 - c. A light modifier
 - d. A light stand for heavy softboxes
6. In the early days of photography, which of these was used to create a bright flash?
 - a. Magnesium
 - b. Mercury
 - c. Phosphor
 - d. Hydrogen
7. Which one is the odd one out?
 - a. Diffusion
 - b. Gaussian blur
 - c. Soft focus
8. In aperture priority mode, what can you do if your pictures are too dark?
 - a. Turn the camera off and back on again
 - b. Make the lens aperture larger
 - c. Increase the ISO
 - d. Adjust exposure compensation by +1
9. Raising the center column of your tripod:
 - a. Increases the instability of it
 - b. Makes the tripod more stable
10. What size picture frame is exactly proportional to full frame digital files that come from Canon, Nikon, Sony, and Olympus cameras?
 - a. 8 x 10 inches
 - b. 11 x 14 inches
 - c. 16 x 24 inches
 - d. 30 x 40 inches

Answers on Page 36 of this newsletter.



Frame*today*



Quiz Answers

1. b
2. d
3. d
4. a
5. c
6. a
7. b
8. d
9. a
10. c



Frametoday



FOR SALE/TO BUY:

FOR Sale – Nikon D850 plus assortment of Nikon lenses. - Peter Finch - 043 126 8435

These items were purchased new from Nikon authorised retailers. All items include original packaging. When not being used, stored in humidity-controlled cabinet. Nikon manuals, body cap and lens caps included.

1. D850 DSLR 45.7 MP in excellent condition, shutter count 16,315, Battery and charger included.
2. AF-S Nikkor 70-200mm f2.8G ED VR II in excellent condition
3. AF-S Nikkor 24 – 70 f2.8 ED in excellent optical and cosmetic condition. There has been intermittent issues with AF (suspect AF motor, or intermittent pin contact issues)
4. AF-S 14-24mm f2.8 ED in excellent condition
5. Nikon TC-14E II teleconverter 1.4x in as new condition
6. Nikon TC-14E II teleconverter 1.7x in as new condition

All items in a bundle

Price: \$5000



THE LEADING LINE
 THE LATEST NEWS & VIEWS FROM
 LAKE MACQUARIE CAMERA CLUB



April 2026 - Issue 30.





THE LEADING LINE
THE LATEST NEWS & VIEWS FROM
LAKE MACQUARIE CAMERA CLUB



April 2026 - Issue 30.

Frame*today*





Frametoday



Frametoday

Frame Today Club Sponsorship

We are pleased to announce that our club has accepted a sponsorship arrangement with Frame Today at Warners Bay. In return for promoting Frame Today at our club events, on our website and in our newsletter, Frame Today will provide:

- one monthly print voucher of up to A3 size.
- an annual ready-made frame to fit an A3 print valued at \$129.
- a 30% discount on printing, backing and mounting services to members of our club when they join the free Frame Today's Art Society.
- Members can apply on the following [link](#).

Each month the print voucher will be awarded by lucky draw to one of the Judges Choice winners for that month, includes all EDI and print competitions.

The annual frame prize will most likely be awarded as part of the prize for the overall Image of the Year (IOTY) winner at the end of the year.

If club members have any specific questions about the services that Frame Today offer, they can have a chat to Peter Treloar and Laurie Connolly.



Club Committee

Following our AGM last month we now have a new committee in place for the coming year. Thankyou to those members who have stepped down from committee duties and welcome to our new committee members.

Position	2025 - 2026
President	Dennis Archibald
Secretary, Public officer	David Richards
Vice President and Training Co-ordinator	Greg Carruthers
Treasurer	Ruth Keech
Competition Coordinator	David Richards
Social Functions	Barb Hunter
Social Functions	Katherine James
Membership Coordinator	Jim Sloan
Training, Grading Officer	Bill Chambers
PSA Coordinator and Training	Roy Killen
Newsletter	Dennis Archibald
Committee Member	Naomi Nichols
Committee Member	Julie Brooks
Committee Member	Allison Hayes
Committee Member	Steve McGrath