



WELCOME TO THE AUGUST ISSUE OF THE LEADING LINE – Dennis Archibald

In addition to our usual content this edition contains a new feature titled “Holidays”.

Holidays are a special time for all of us. Whether spent at home, a beach holiday, touring Australia or going overseas it is a break in the normal routine of life and with that space to relax it's also a time when we all capture images to help us remember the experiences we encounter.

Please don't be frightened to send in images of when the kids or you were young, or where the image is not the greatest. It's the mood, the emotion that's important.

Our next club night and our Annual General Meeting will be held at the Valentine Bowling Club on Wednesday 13th August at 7.00pm.

New Members

I am very happy to welcome Carl Vandersyde to the club and to welcome Doug Coleman, a previous member of Belmont 16s who has renewed his membership.

I encourage you to get involved in club activities and to reach out if you have any questions.

WHAT'S ON IN AUGUST – Greg Carruthers

The activities and tutorials for August are summarised below:

- Saturday 2nd August Scapes Photoshoot with David Richards, “Beaches” – refer website for details.
- Tuesday 5th August – Nikon Z Interest Group Zoom Meeting with Greg Carruthers, 7.00pm start.
- Wednesday 6th August Club Committee Meeting via Zoom, 7.00pm start
- Thursday 7th August Street Photography Interest Group Zoom Meeting at 7.00pm.
- Sunday 10th August, entries for August club competitions close at 11.30pm.
- Wednesday 13th August Club night and AGM at Valentine Bowling Club at 7.00pm.
- Tuesday 19th August Macro Interest Group meeting with Bill Chambers at 7.00pm
- Wednesday 20th August Astro Group Zoom Meeting with Greg Carruthers, 7.00pm start.



- Monday 25th August at 9.30am. Coffee catch-up at Lake Macquarie Sailing Club.
- Wednesday 27th August – Tutorial night at VBC. Topic tbc, 7.00pm start.

The best and most immediate way to see what’s happening in the club is to look on our new website at the Calendar, and then select the Agenda option. Then you will see what is on each day through the month. A summary appears below.

August						2025
MONDAY	TUESDAY	WEDNESDAY	THURSDAY	FRIDAY	SATURDAY	SUNDAY
28	29	30	31	01	02 Scapes Photoshoot - Beaches with David Richards, refer website for details	03
04	05 Nikon Z Interest Group Zoom Session with Greg Carruthers at 7.00pm	06 Club Committee Mtg. via Zoom 7.30pm	07 Street Photography Interest Group Zoom Session - Shadows and street images from Italy.	08	09	10 August Club Competition Entries close 11.30pm
11	12	13 Club Night at VBC 7.00pm AGM	14	15	16	17
18	19 Macro Interest Group Zoom Session with Bill Chambers at 7.00pm.	20 Astronomy Interest Group Zoom session with Greg Carruthers at 7.00pm.	21	22 APS Australia Cup - "This is Australia". Results released.	23	24
25 Coffee Catchup - Lake Macquarie Sailing Club 9.30am	26	27 Tutorial at VBC @7.00pm. Details to follow.	28	29	30	31




2025 External Competitions News

Please let us know if you have had success in competitions external to our normal club competitions.






Congratulations to Megan Willis for having her image “QVB” selected as the winning image in the “Best Shot” competition for July in the Australian Photography magazine.

The editor’s comments – *“Megan Willis’ beautiful image **QVB** was taken on a rainy day in Sydney, outside the city’s iconic shopping complex. A random commuter stood perfectly still for me (luckily) under his umbrella, she explains. What makes this photographic standout is the dynamic sense of movement created by people and the passing tram, captured using a slow shutter speed and a tripod, combined with the image’s rich tones and details. It’s a real winner.”*





In the 2025 APS National Awards Phil Whiteman received the following results for these entries. Well done Phil.

Our Country		Redhill Hotel	Acceptance
Our Country		Currumbin Surfer	Acceptance
Monochrome		David O	Acceptance
Monochrome		Sydney Opera House Sails	Acceptance
Nature		Storm Clouds over Field	Acceptance



2025 NPF Results

Firstly, congratulations go to Toni Woodcock who won the Portrait Prize at this year's NPF weekend – well done Toni.



At the time of pulling together this newsletter I only have the highest scoring images in the NPF Digital and Print competitions. Congratulations go to the following club members.



Annette Collins - 1st Place in Monochrome Print for **“Max at 19”**



Stephane Thomas – Action Digital – **“A Serve of Sand”**





August Club Competitions

Judges for August 2025 are:

- PRINTS - Colour and Monochrome – Dennis Jones
- DIGITAL - Colour – Rob Palmer
- DIGITAL - Nature – Gary Potts
- DIGITAL – Set Subject – Roy Killen

August Set Subject – “Similarity and Difference” – Roy Killen

Definition:

This competition invites photographers to explore the concept of "Similarity and Difference". Members are encouraged to capture images that juxtapose two elements in a manner that emphasises their similarities and/or differences by drawing attention to the contrasts and connections between them. At least one of the elements that are being compared must be a living organism.

Judging Criteria:

Entries must be original works taken by the member after 1 December 2024. Composite images are not allowed. Entries must comply with the Club Rules on the use of AI. Images will be assessed based on adherence to the theme, creativity/originality, and technical quality.

Set Subject Competitions

Do you know where to find the details of each month's set subject? I only ask this as each month we are seeing images entered in the set subject competition that do not comply with the criteria set by the judge. The best place to find these details is on the club website.



Each month, there is a Set Subject section in the Digital competitions for both Advanced and Open grades.

The Set Subject for 2025 are:

January - Scapes

February - Leading Lines

March - APS Interclub topic - "This is Australia"

April - People on the Street

May - Still Life

June -Symmetry

July - Choose Your Subject (macro)

August - Similarity and Difference

September - Fire

October - A Series of Three - **SPECIAL INSTRUCTIONS**

Definitions and judging criteria for each topic can be viewed or downloaded here.

Edit Custom Page

In addition, please note that the October Set Subject is **different**. You can still submit two entries, but each entry must be a collection of three images. Detailed instructions for assembling your entries are on the club website. From the menu select **Competitions>Set Subject**. On the list of monthly Set Subjects, next to October click on the "SPECIAL INSTRUCTIONS" link to view or download the instructions. If you have any questions about these instructions, please email Roy Killen.

Club Competition Rules

Please make sure you read the club's competition rules and follow them. One such rule is that you cannot enter the same image in a digital competition and a print competition in the same month. Refer to the section in our rules under the heading "Restriction on entry of images in Monthly Competitions".

Competition Entries

Do not leave your competition entries to the 'last minute' (or last hour) that the competition is open. Enter at least a day before the closing date so that if you have any problems there is time to get them fixed.



If you have any problems with the club website, including competition entry, please contact one of the club webmasters (David Richards or Roy Killen).

Photographic Society of America (PSA) and Interclub Competitions

Our club is a member of PSA, which allows us to participate in the PSA Interclub competitions, where we compete against clubs from all over the world. Full details about how these competitions are conducted are in the Club Documents section of the club website and the latest PSA competition news can be found on the club website at **Competitions/PSA Interclub Competitions**.

In previous years, our club has been very successful in the Digital sections – Colour, Monochrome, Nature, Photojournalism and Photo Travel.

This year, we have expanded our participation to include the Colour and Monochrome Print sections of the Interclub. If your image is selected to represent our club, the club will subsidise the cost.

Our club will participate in the PSA Interclub competitions again in the coming season. Entries are open on our club website for Round 1 Digital (Colour, Monochrome, Nature, Photojournalism and Photo Travel) and Prints (Colour and Monochrome). The closing dates for entries are Prints 1st October and Digital 30th September. *Please visit our club website and make your entries as soon as possible. Use the **Competitions>Enter a Completion** menu.*

Our club results from the previous season are summarised on the club website - select **Competitions>PSA Interclub Competitions>Overall Results 2024-25** from the menu.

Full details of the PSA Interclub Competitions are available on our website under **Competitions>PSA Interclub Competitions>PSA Interclub Overview**.

All club members are encouraged to enter these competitions so that we can select the best images for our club entries.

When submitting entries for the PSA competitions the only restriction is that you cannot enter an image that has previously been selected to represent LMCC or Belmont 16s.

If you have any questions about the PSA Interclub competitions, please contact Roy Killen.

PSA Courses

As well as our club being a member of PSA, several of our members are individual members of PSA. Among other membership benefits, they can participate in the free online courses offered by PSA. Club members who complete a PSA course and then make a short presentation about it at one of our club nights are eligible to have the first year of their PSA membership fee



reimbursed by the club. For details of these PSA courses and other benefits of joining PSA, please contact Roy Killen who is the Australian Membership Director for PSA.

Free PSA Membership for Students

The Photographic Society of America (PSA) has officially launched a **free 2-year student membership** program to support and inspire young photographers.

This **digital student membership** is available to photographers who are **currently enrolled in school, TAFE or university** and can provide a **valid student ID**.

If you know a student who would like to take advantage of this offer, all they need to do is go to the PSA website <https://psaphotoworldwide.org> and select the "Join Now" link. Then, in the Student Program section, select "Sign up here".

If you have any questions about this PSA offer please contact Roy Killen.



INTEREST GROUPS NEWS

Some breaking news! Firstly, we are pleased to announce that Doug Coleman has rejoined the club and has agreed to be the leader of our Studio Photography group. Doug is an accomplished photographer with a wealth of experience in this area and is well known to many in the club.

Secondly, we have a brand-new Interest Group for Nikon Z users. Greg Carruthers on top of his leadership of some other Interest Groups has agreed to lead this new group. The aim of this group is to share and learn menu options, focus modes, when and how to use them. It's an opportunity to learn and discuss ways of exploiting the camera's capabilities.

To be part of this group, or any other, on our website go to "My Account", then "My Groups", and join the group you wish to join. This will ensure you receive emails with news on outings, photoshoots, ZOOM Meetings or other group activities. Similarly, also make sure you subscribe to the corresponding Group Discussion Forum. This will provide links to relevant websites, YouTube videos and downloads on the groups area of interest. To do this go to "Information for Members", then "Forums", then subscribe to the relevant Interest Group Forum.

In summary the groups, their respective mentors and news are listed below. It is **NEVER** too late to get involved. It's great to see a flurry of activity with more people joining groups.

If you would like to join one of these groups just contact the nominated mentor.

1. **Beginners Group** –the basics of camera craft and/or basic image editing. Mentor – Chris Prior
2. **Lightroom** – Learn and share the tips and tricks of using Lightroom Classic as your main image editing program. Mentor – Greg Carruthers.
3. **Astrophotography** – Learn the basics of capturing and editing nightscape images including the Milky Way, star trails and foreground interest. Mentor- Greg Carruthers.
4. **Studio Lighting** – Concentrating on portrait photoshoots using speedlights (flash), **and/or LED lighting**. Mentor – Dennis Archibald.
5. **Macro Photography**– Learn how to master the techniques involved in capturing and editing Macro images. Mentor – Bill Chambers.
6. **Scape Photography** – 'Scape' Photography – capture and editing of Landscapes, Seascapes and Cityscapes, including the opportunities presented during Blue hour and Golden hour. Mentor – Dave Richards
7. **Photoshop**– Training via Zoom conferencing on Monday nights – Mentor – Roy Killen. Meetings will start again later in the year if there is sufficient demand. If you are interested in participating in this group, please email Roy Killen.



8. **Street Photography** – gear, camera settings, street etiquette, photoshoots – Mentor – Doug Coleman.
9. **Nikon Z Users** - share and learn menu options, focus modes, when and how to use them. It's an opportunity to learn and discuss ways of exploiting the camera's capabilities – Mentor – Grag Carruthers.

Please check the club calendar for dates and activities.



Just 3 – Joy Thomas

Meerkats in the Kalahari Desert



I have made three trips to South Africa over a period of five years, visiting Mashatu, Masai Mara, the Serengeti, and Tswalu in the Kalahari Desert. Although my favourite African animal is the cheetah, I also love meerkats. At this game reserve we were afforded a sleep in, as the meerkats don't become active until about 8.30 in the morning. When we arrived at the location the meerkats were just becoming active. We spent well over an hour following & photographing them. Eventually, we decided to leave, but the meerkats had other ideas, they ran ahead of us, found a mound & posed for us. They are so cute. However, the above photograph has always been one of my favourites and when I entered it in competitions I called it – David & Goliath.



Silk Road - Orient Express

In 2014, I embarked on an organized tour retracing a part of the Silk Road on the Orient Express.

After arriving in Beijing & seeing many wonderful sights in the city, we travelled to Luoyang, Xi'an, Tianshui, Jia Yuguan Pass, where this photograph was taken. Jia Yuguan Pass is the Western terminal of the ancient Great Wall and the pass into the Gobi Desert. Then on to Dunhuang City, Xinjiang, Turpin & finally Urumqi. From Beijing to Turpin the weather was incredibly hot, so our arrival in the cooler city of Urumqi was very welcome.





Holidays – Russell Smith

Many thanks to Russell for being the first member to provide a contribution to a new offering in our newsletter called Holidays.

I'm hoping that other members can send a few images from their holidays over the years along with some words to go with them for inclusion in future editions of the Leading Line.

My wife and I travelled to Norway and Finland in February/March this year. The main reason for going at that time of year was to see the northern aurora, which we were able to do on several occasions. There were plenty of things to see and do in addition to aurora chasing and I've included four images below as examples.

Fjord Village near Flam

In Norway, the journey from Oslo to Bergen via Flam is a very scenic one. During the fjord cruise from Flam to Gudvangen, a number of small villages appear along the way. The buildings are always brightly painted and in picture-postcard settings, in this case with a waterfall behind it.



Bergen Funicular

Bergen is a nice little port city, full of colourful buildings that seem to create a very geometrical look. A funicular takes you to the top of Mt Floyen from where there are magnificent views down to the city and harbour below.



Icebreaker Ship

A trip on an icebreaker ship called the Sampo, out of Kemi in Finland, was an interesting experience. The ship ploughs through the ice in the frozen Gulf of Bothnia, the body of water between Sweden and Finland. At one point, the ship stops and creates a small hole in the ice where you can float in the icy water (in a survival suit of course!).



Aurora near Rovaniemi

One of our aurora chases involved riding skimobiles along the frozen river at Rovaniemi in Finland, arriving at a camp where the aurora came out to play. It was really cold here (-15 C) and your helmet visor doesn't just fog up, it ices up!


 **THE LEADING LINE**
THE LATEST NEWS & VIEWS FROM
LAKE MACQUARIE CAMERA CLUB
 August 2025 - Issue 23.





Peter Stanley

Peter passed away a short time ago and will be sadly missed. Along with his wife Sheila they were active members of our club and past committee members. Peter was an accomplished photographer with a wide range of interests. This came through strongly at his funeral service and Sheila has kindly sent me some images of Peter down the years.





Club Gear

The club has a range of equipment that you can borrow and is used for club activities. We have recently added to what we had previously. Our new acquisitions are listed in the following table.

Datacolour Spyder X2 Elite
Neewer Pro 330cm C Stand
Neewer C Stand Castors
Neewer 85cm Parabolic Softbox
Godox Speedlight bracket
Godox AD300Pro studio flash
Godox XT2 Wireless flash trigger

Please contact Greg Carruthers if you wish to borrow this equipment.



Worth a Look?

I'm sure club members have different ways of informing themselves on photography in its many forms and applications. Whether it is subscribing to magazines, borrowing books or magazines from the library or following people on social media or YouTube. Each month we will include some links to news stories on the internet, competition results and well-known photographer's work. If you have an item of interest, please let us know. A special thanks for the contributions received this month. If the content seems a tad top heavy on street photography, you know what to do!

- Naomi Nichols has recently attended the Canon sponsored FRMEFEST, a 2-day conference for photographers, videographers and visual storytellers at the Carriageworks. Naomi reported that it was interesting and inspirational but not worth the \$299 entry! Canon gifted Naomi two passes to the event. She is a Canon user and Canon Australia follow her work on Instagram. On a similar vein, Naomi has advised that Sony Scene (the educational arm of Sony cameras) are holding a Trade Fair at White Bay Power station in September. You don't need to be a Sony user to attend, and the early bird entry fee is a more reasonable \$35.00 P.P. You can find out more information at the following link:

You can find out more information at the following link:

scene.sonyanz.com



- Another one from the from the F Stoppers website supplied and recommended by Bill Chambers and on a similar vein to an article in last month's newsletter. "People Don't Understand Photography Anymore: Here's How To Solve That" - by Simon Burn - [People Don't Understand Photography Anymore: Here's How To Solve That | Fstoppers](#)
- A website you may wish to explore is Lens Culture - <https://www.lensculture.com/>

They are currently inviting entries in a Street Photography Competition. Entries close 6th August! - <https://www.lensculture.com/photo-competitions/street-photography-awards/2025>

LensCulture's have also made available an essential guide to making and sharing remarkable street photography that you can access at the following link.

[Download your free copy here >>](#)



- The Artist Gallery Awards 2025 have unveiled a breathtaking collection of wildlife photography that celebrates the raw beauty, diversity, and wonder of the natural world. Featuring 25 winning images from photographers across the globe, Source: 121clicks.com - <https://share.google/7bmvmndzmSWej9c>
- Thanks to Ian Armstrong for sharing this link to a YouTube video by Alan Schaller on Street Photography - **10 for 10 - The Stories Behind The Photographs With Alan Schaller**. Whether you are a Street Photographer or not there are some really good tips in this video.
- “Black and white photography has a unique power—it strips away the distractions of color and draws attention to light, shadow, form, and emotion.” Source: 121clicks.com [33 Iconic Monochrome Photographs That Changed How We See the World - 121Clicks.com](https://www.121clicks.com/33-Iconic-Monochrome-Photographs-That-Changed-How-We-See-the-World/)

I was struck when I looked at some of these images that they would be reasonably easy to try and replicate. This is a little like a set subject that Bill Chambers judged last year. Why not give it a try?

- Mentioned in the July issue of The Leading Line was the opportunity for members interested in bird photography to enter the 2025 Bird Life Photography Awards. Greg Carruthers has advised there is still time to enter. Closing date for entries has been extended until the 12th of August. Please follow this link - [2025 BirdLife Australia Photography Awards now open! - BirdLife Australia](https://www.birdlifeaustralia.org.au/2025-bird-life-australia-photography-awards-now-open/)





Photography Quiz

The following Photography Quiz is taken from Jim Zuckerman's Monthly Newsletter – Photo Insights, July 2025 Issue. You can subscribe to this monthly newsletter at <https://www.jimzuckerman.com/>

Photography Quiz

1. For maximum sharpness, focus stacking should always be done from a tripod.
 - a. True
 - b. False
 - c. It depends on whether or not there is wind
 - d. It depends on the f/stop of the lens
2. The sharpest lens apertures are:
 - a. F/5.6 and f/8
 - b. F/2 and 2.8
 - c. F/11 and f/16
 - d. F/22 and f/32
3. Which two white balance settings are virtually identical?
 - a. Flash and daylight
 - b. Tungsten and incandescent
 - c. Flash and incandescent
 - d. Cloudy and flash
4. The complementary color of blue is:
 - a. Red
 - b. Green
 - c. Yellow
 - d. Cyan
5. With the subtractive colors of CMYK, what does the 'K' stand for?
 - a. Brown
 - b. Orange
 - c. Purple
 - d. Black
6. With the right lens-to-body adapter, a normal lens can be turned around and mounted on the camera body to become a macro lens.
 - a. True
 - b. False
7. The physical diameter of an f/8 aperture on a 35mm format digital camera and the physical diameter of an f/8 aperture on a 4 x 5 inch field camera are the same dimension.
 - a. True
 - b. False
8. When you are shooting a portrait extremely close up and the head is turned slightly, you can only focus on one of the eyes. Which eye should you focus on?
 - a. The eye closest to the camera
 - b. The eye farthest from the camera
9. When using fast shutter speeds, turn off the image stabilization feature:
 - a. When panning the subject
 - b. When you need depth of field
 - c. Always
 - d. When your shutter speed is slow
10. Pointing your camera's meter at a white piece of paper, based on how meters read light, the resulting photo of the paper (assuming even lighting) will be:
 - a. Light gray
 - b. Middle gray
 - c. Dark gray

Answers on page 25 of this newsletter.



Samuel Markham – Upcoming Workshops

SAMUEL MARKHAM

Landscape Photography Workshops

Unlike other photography workshops, mine are limited to just 3-4 workshop participants, offering personalised instruction, direct feedback & a flexible schedule. You'll enjoy a relaxed, focused learning environment, with transport & accommodation included throughout the workshop for a more comfortable experience.

Kiama Seascapes
7th - 9th November 2025
3 Days, 2 Nights
Limited to 3 Workshop Participants
[Learn More](#)



Tasmania
27th April - 4th May 2026
8 Days, 7 Nights
Limited to 4 Workshop Participants
[Book Now](#)



NZ South Island Winter
2nd - 11th July 2026
10 Days, 9 Nights
Limited to 4 Workshop Participants
[Learn More](#)





Thank you
Samuel Markham
*Australian Geographic 2023
Nature Photographer of the Year*



Quiz Answers

Quiz answers

1. a
2. a
3. a & b
4. c
5. d
6. a
7. b
8. a
9. c
10. b



FOR SALE:

Kaiser System V Enlarger as per following photos. This item is FREE to a good home. Please contact Fernando (Fred) on 409568419.





Frame Today Club Sponsorship

We are pleased to announce that our club has accepted a sponsorship arrangement with Frame Today at Warners Bay. In return for promoting Frame Today at our club events, on our website and in our newsletter, Frame Today will provide:

- one monthly print voucher of up to A3 size.
- an annual ready-made frame to fit an A3 print valued at \$129.
- a 30% discount on printing, backing and mounting services to members of our club when they join the free Frame Today's Art Society.
- Members can apply on the following [link](#).

Each month the print voucher will be awarded by lucky draw to one of the Judges Choice winners for that month, includes all EDI and print competitions.

The annual frame prize will most likely be awarded as part of the prize for the overall Image of the Year (IOTY) winner at the end of the year.

If club members have any specific questions about the services that Frame Today offer, they can have a chat to Peter Treloar and Laurie Connolly.



Club Committee

Following the AGM in August 2024 we now have a new committee in place for the coming year. Note that there are some vacancies on the committee and there is an opportunity to join the committee at the upcoming AGM in August.

Position	2024 - 2025
President	Dennis Archibald
Secretary, Public officer	David Richards
Vice President and Training Co-ordinator	Greg Carruthers
Treasurer	Ruth Keech
Competition Coordinator	David Richards
Social Functions	Barb Hunter
Social Functions	Katherine James
Membership Coordinator	Joy Thomas
Training, Grading Officer	Bill Chambers
PSA Coordinator and Training	Roy Killen
Newsletter	Dennis Archibald
Committee Member	Vacant
Committee member	Vacant
Committee Member	Steve McGrath