



WELCOME TO THE MAY 2026 ISSUE OF THE LEADING LINE – Dennis Archibald

Members would have heard about Camera House Kotara becoming a sponsor for our club. In this issue we spend some time introducing the staff of our sponsors and the way they support our club.

I was looking through some club competition results recently and saw an image that Jen Carrigan entered that I liked very much. I suspect that we have all had that experience at some time in the past. You can find out what I did after my discovery in this issue. I would like to encourage all members to look through competition entries and if you see an image that you really like then let the member who entered the image know.

Our speaker for the month is Kurt Snedden. Kurt is a Newcastle boy who now splits his time between his clients in New York city and Australia. He is a man of considerable presence and made a great presentation at last year's NPF conference.

Finally, thank you to those members who made contributions to the newsletter this month.

Our next club night will be held at the Valentine Bowling Club on Wednesday 13th May at 7.00pm.

New Members

No new members last month.

What's on in May

The activities and tutorials for May are summarised in the table below.

The best and most immediate way to see what's happening in the club is to look on our website Calendar, and then select the "Agenda" option. You will see what is on each day through the month. A summary appears below.





May						2026
MONDAY	TUESDAY	WEDNESDAY	THURSDAY	FRIDAY	SATURDAY	SUNDAY
27	28	29	30	01	02	03
04	05	06 Club Committee Mtg. via Zoom 7.00pm	07 Street Photography Zoom Session with Dennis Archibald at 7.00pm	08	09	10 May Club Competition Entries close 11.30pm
11	12	13 Club Night at VBC 7.00pm	14 Scapes Interest Group Outing with David Richards - details on club calendar	15	16	17
18 Photoshop Interest Group Zoom Session with Roy Killen at 7.00pm	19	20	21	22	23	24 Camera Craft Outing at Warners Bay Foreshore 8.30am start.
25 Coffee Catchup - Lake Macquarie Sailing Club 9.30am	26	27 Guest Speaker - Kurt Snedden - 7.00pm at VBC	28	29	30	31

2026 External and Club Competitions News


Please let us know if you have had success in competitions external to our normal club competitions.

External Competitions

Congratulations to Stephane Thomas, club members and our guest speaker in April who was Runner-Pp and 7th at the Asia Pacific Photography Awards, in the Photojournalism category.

His runner-up image scored a Gold award and the other image a Silver with Merit.





Congratulations to Phil Whiteman who enjoyed some success in the 2026 Asia Pacific Photography Awards - NZIPP Honours Council





Silver Award – Water Dragon and Crocodile



Highly Commended Lake Tyrell – Highly Commended.



Highly Commended -Lana Jade

Club Competitions 2026 – David Richards

Will your image be the 2026 IOTY Winner? Please remember that images must be entered into a monthly club competition during 2026, to be eligible to be entered into the IOTY 2026 competitions (subject to other club rules).

Our judges do not enjoy having to reject or disqualify images from competitions, so a timely reminder to ask you to refresh yourself by reading both the definitions and judging criteria for our 2026 Set Subjects, as well as our club competition rules. Where do you find them?

Set Subject competitions:

Go to **COMPETITIONS > Set Subjects 2026**, then scroll down to the bottom of the page where you can both view or download the Set Subject definitions and judging criteria. If you still have questions, reach out to the relevant club judge.

Club Competition Rules

Go to **COMPETITIONS > MONTHLY COMPETITIONS**. Here you will find the competition rules and definitions. Here are several common and recurring errors members make:



- you cannot enter the same image in a digital competition and a print competition in the same month.
- non-compliance with Nature definitions (particularly human elements)
- non-compliance with Monochrome definitions

May Club Competitions

Our judges for April competitions are:

- PRINT: Roy Killen
- DIGITAL Colour: Linda Fury
- DIGITAL Nature: Graham Harris
- SET SUBJECT: Ruth Keech

Entries close strictly at **11:30pm Sunday 10th May**, but please don't leave it to the last minute to submit your entries. Try and enter them at least a day prior, and then double check that your images have uploaded correctly. There is a lot of extra work created for our Competition Manager to sort out issues from Sunday night.

May Set Subject - "Complementary Colours"

Definition:

Produce an image using complementary or split complementary colours. i.e. red/green, blue/orange, yellow/purple. There are many articles on the web about colour theory and using complementary colours to give you ideas. These websites also have many examples:

- <https://phlearn.com/magazine/guide-to-complementary-colors-in-photography/#:~:text=The%20complementary%20color%20schemes%20you,you'll%20get%20a%20neutral>
- <https://iso.500px.com/powerful-photos-with-complementary-colors>

Judging Criteria

- Use of complementary colours that are obvious in the image and suit the subject matter
- A pleasing balance of the chosen colours
- Technical aspects of exposure, focus etc
- Composition





Peter Eastway's Better Photography Weekly Newsletter – 22nd April 2026 - What can you expect from a Photo Competition? –

I suggest you approach photography competitions as a game. After all, the results in a photo competition are only a matter of opinion. More importantly, you need to like your own photographs and at the end of the day, that's all that matters.

Of course, anyone can take a photograph, but does it have value? Do other people enjoy viewing it? Could you do it better? If, like me, you are interested in improving your photography, then entering photography competitions is a great way of getting honest feedback from people who have some expertise.

However, don't assume the judges from one competition are right! Remember, the results of a photography competition are a matter of opinion. Years ago, I entered a photograph in two competitions. At the local camera club, the judge told me the photo had no artistic merit and I should consider giving up photography. At the Sydney International Salon, it won first prize. Two different judges, two different opinions. Which one was right?

So, if you were to enter your photograph in two or three competitions and you received low scores in all of them, then you have two choices.

First, you can disregard the results. Personally, the photograph may still remain a firm favourite and this is completely valid.

Optionally, you can take the results on the chin and look more critically at your work and how you can improve. One suggestion is to put the photo away for 3 or 6 months and then look at it with fresh eyes. It's amazing how often a little time proves the judging panel correct, especially when we're at the beginning of our photography journey.

Of course, if you have a great photograph, then whether it wins or not is to some extent a matter of luck. No matter how good your photograph is, you have no control over how amazing someone else's images are, or how the judges respond to your technique, subject matter and emotion. That's why I recommend aiming to be in the top 20 percent and, eventually, one of your images is likely to be a winner.

APS Australia Cup

Images for our club's entry into the APS Australia Cup have now been released - members can view the Accepted images on our Competition Results page.





Photographic Society of America (PSA) and Interclub Competitions

Our club is a member of PSA, and that allows us to participate in the PSA Interclub competitions, where we compete against clubs from all over the world. Full details about how these competitions are conducted can be found on the club website at **Competitions>PSA Interclub Competitions**. There you can also see latest PSA competition news and results. In previous years, our club has been very successful in the Digital sections – Colour, Monochrome, Nature, Photojournalism and Photo Travel. Last year, we started entering the Colour and Monochrome Print sections and had moderate success.

On the club website, if you click on the "**Galleries**" menu you can view galleries of the Round 1 and Round 2 club entries for the PSA Interclub competitions. A Gallery of our Round 3 entries will be added soon.

If you have any questions about the PSA Interclub competitions, please contact Roy Killen.

PSA Interclub Round 3 - Print Competition Results

Colour.

Bill Chambers received 1st Place for his image "Tea for Two". Carol McGrath received an Honourable Mention for her image "A Handsome Rooster".





LMCC gained 2nd place out of 11 clubs.

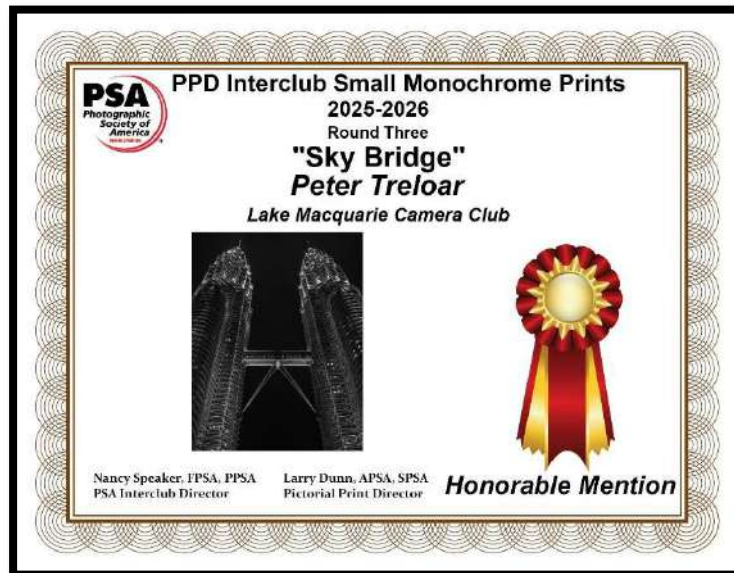
Over the full season of three rounds, LMCC gained 7th place out of 11 clubs.

Monochrome.

Peter Treloar received an Honourable Mention for his image "Sky Bridge".

LMCC gained 7th place out of 11 clubs.

Over the full season of three rounds, LMCC gained equal 4th place out of 11 clubs.



PSA Courses

If you have a couple of hours a week to devote to improving your photographic knowledge and skills, you might like to consider joining the Photographic Society of America (PSA). Being a member of PSA has many advantages, one of which is access to a range of on-line education programmes, webinars and digital study groups. All of these are free to members of PSA. This page <https://psaphotoworldwide.org/page/education> has links to information about all these resources.

In the online education programmes the student is connected to an instructor who works with them (usually by email) to provide information, guidance and advice. Each online course consists of several lessons. Students are provided with written information, and they are required to undertake structured exercises and submit worksheets to demonstrate their understanding of the topic.

Existing courses for beginners:

- Digital photography
- Introduction to Photoshop

Courses for intermediate and advanced photographers:

- [Image Evaluation](#)
- [Image Critique](#)
- [Competition Images](#)
- Advanced Photojournalism





- Creating a PSA Portfolio
- Street photography
- Portrait photography
- History of photography.

The three courses in blue are particularly helpful for club members.

Image Evaluation – This is a 6-lesson course designed to assist the photographer to develop a basic understanding of the key elements that make a strong image and to be able to review their own images objectively.

Image Critique – This course follows on from Image Evaluation, giving the student skills to provide a critique for another person. This course is suitable for members who are involved in PSA Digital Dialogue or Study Groups where the members are required to comment on the work of others. It is also a brief introduction to the skills required to become a mentor or judge.

Competition Images – This is a two-part course with five lessons in each part. It is designed to assist intermediate and advanced photographers capture and process images suitable for entering in competitions from club level to international exhibitions. It is highly recommended that students complete the Image Evaluation course before enrolling in this course.

To learn more about any of these courses, select the course you are interested in from the link above and click the 'LEARN MORE' button. PSA members may undertake any or all of the available courses, but only one at a time. Roy Killen can also provide additional information about these courses.

Free PSA Membership for Students

The Photographic Society of America (PSA) has officially launched a **free 2-year student membership program** to support and inspire young photographers.

This **digital student membership** is available to photographers who are **currently enrolled in school, TAFE or university** and can provide a **valid student ID**.

If you know a student who would like to take advantage of this offer, all they need to do is go to the PSA website <https://psaphotoworldwide.org> and select the "Join Now" link. Then, in the Student Program section, select "Sign up here".

If you have any questions about this PSA offer, please contact Roy Killen.

INTEREST GROUPS NEWS

To be part of an interest group, on our website go to "My Account", then "My Groups", and join the group you wish to join. This will ensure you receive emails with news on outings,





photoshoots, ZOOM Meetings or other group activities. Similarly, also make sure you subscribe to the corresponding Group Discussion Forum. This will provide links to relevant websites, YouTube videos and downloads on the groups area of interest. To do this go to “Information for Members”, then “Forums”, then subscribe to the relevant Interest Group Forum.

In summary the groups, their respective mentors and news are listed below. It is **NEVER** too late to get involved. It’s great to see a flurry of activity with more people joining groups.

If you would like to join one of these groups just contact the nominated mentor.

1. **Camera Craft Group** –the basics of camera craft and/or basic image editing. Mentor – Chris Prior
2. **Lightroom** – Learn and share the tips and tricks of using Lightroom Classic as your main image editing program. Mentor – Greg Carruthers.
3. **Astrophotography** – Learn the basics of capturing and editing nightscape images including the Milky Way, star trails and foreground interest. Mentor- Greg Carruthers.
4. **Studio Lighting** – Concentrating on portrait photoshoots using speedlights (flash), **and/or LED lighting**. Mentor – Doug Coleman.
A couple of images from a recent session in Doug’s studio garage.





5. **Macro Photography** – Learn how to master the techniques involved in capturing and editing Macro images. Mentor – Bill Chambers.
6. **Scape Photography** – ‘Scape’ Photography – capture and editing of Landscapes, Seascapes and Cityscapes, including the opportunities presented during Blue hour and Golden hour. Mentor – Dave Richards
7. **Photoshop** – Training via Zoom conferencing on Monday nights – Mentor – Roy Killen.

Zoom sessions of the Photoshop SIG will start again on Monday, 18th May. Meetings will then be held on the first and third Mondays of each month. The topic for the first meeting is “Processing Raw files in Adobe Camera Raw”. Following sessions will revise and expand on various Photoshop topics dealt with last year.

If you plan to attend these meetings, please go to the **My Account > My Groups** menu and click on the "Join Group" button for the **Photoshop Special Interest Group**. You will then receive emails to remind you of meetings.

For further information, contact Roy Killen.

8. **Street Photography** – gear, camera settings, street etiquette, photoshoots – Mentor – Dennis Archibald.
9. **Nikon Z Users** - share and learn menu options, focus modes, when and how to use them. It’s an opportunity to learn and discuss ways of exploiting the camera’s capabilities – Mentor – Greg Carruthers.
10. **Aerial Photography** – photography from drones and fixed wing aircraft. Mentor – Peter Harrison.

What’s New? / What’s Changed?

Club Sponsorships/Member Benefits

We are pleased to announce that we have a new sponsor – Camera House Kotara. We announced this via emails in recent weeks, and it was great to see, members who use Canon cameras in their store at Kotara to have their camera sensors cleaned for free by a Canon representative. As a result, we have updated our Home page as follows.





Home Key LMCC Contacts Information for Members Calendar Competitions Club Newsletters Galleries My Account Committee

Welcome to Lake Macquarie Camera Club

Do you enjoy taking photographs? Would you like to learn how to improve those photographs and share them with others who are passionate about photos, animals, flowers, architecture, street, travel, or any other subjects, our club can help you with the technical and artistic aspects of your photography.

The members of our club enjoy many different aspects of photography. They are at various stages of their photographic journey from **beginners** to **international award winners**.

Our club activities include **competitions, workshops** (face-to-face and by Zoom), **field trips**, and **social gatherings**. There are a number of **Special Interest** genres of photography, which you can join. Above all, we think photography should always be fun and our photographic knowledge should be shared in the **Galleries**.

We hold our **monthly Club night** on the second Wednesday of each month starting at 7pm. We meet at the **Valentine Bowling club** (upstairs). This is a social event where we judge and the results of our monthly digital competitions are shared.

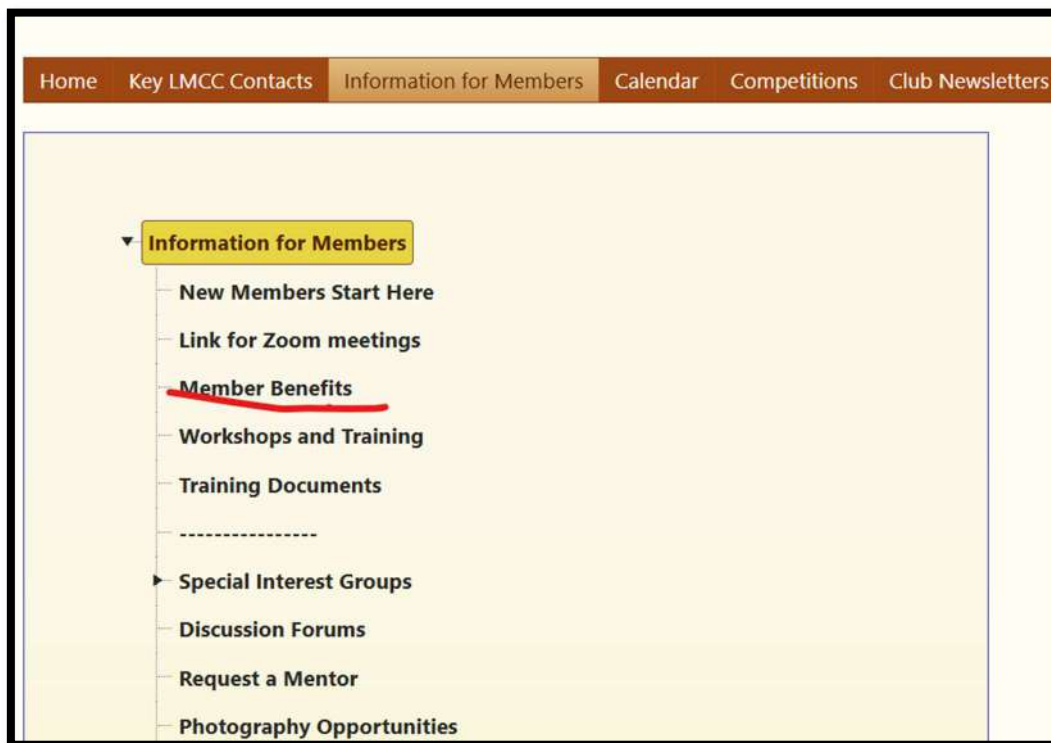
Visitors to our monthly club nights **are welcome**. Come along and see how we can help you to develop your photographic knowledge and skills.

We are proudly sponsored by **Frame Today** (Warners Bay) and **Newcastle Camera House**, and supported by **Valentine Bowling Club**.

Our club patron is **Les Porter**.

We have also added details about the benefits club members enjoy under the Information for Members tab.





What's Coming Up?

Speakers:

To date we have booked the following speakers to the club for 2026. We have extended an invitation to some of the other camera clubs in our area. Please feel free to invite your friends along to these talks as well.

Kurt Snedden will be our speaker, on 27th May. Kurt gave a very entertaining presentation at last year's Northern Photographic Convention. Normally residing in New York city Kurt is currently back in Australia and has agreed to visit our club. He is an entertaining speaker with a wealth of experience to share.

Kurt, although Australian born, now divides his time between his American and Australian client base. Kurt shoots environmental and studio head shots and portraits for everyone from actors, musicians and opera singers in both countries. Come along and enjoy his presentation on 27th May and learn how he turned a passing interest in photography into a fulltime cross border career.





If there is someone in the photographic world who you would like to invite to the club, then please contact Naomi Nichols and have a chat.

I “Luv” this Image – Dennis Archibald

We are all different and view images through a prism of our personalities, life experiences and preferences. What one person feels strongly about will be different for another. I would like to encourage you that if you see an image by another club member that you really like then take a little time to tell the person who captured the image. Our website has the facility for you to comment. Your comments **MUST** be positive and will explain what you liked about the image.

This happened to me recently when I was looking through competition results and I saw Jen Carrigan’s image – Summer Nostalgia



Our website provides the opportunity to leave a comment in addition to the Judge’s comment. This is what I said about “Summer Nostalgia”



Reviewed by: Dennis Archibald, 19/04/2026

Jen, I very much like this image. Eye immediately drawn to the blocks and the figure in red - the Little Mermaid perhaps and then your eye travels to the figures in the background and finally the gulls. Soft tones and complementary colours. Finally your eye goes back to the girl caught in a contemplative moment. Well done.

Just 3 – Ruth Keech

Some years ago, we were invited to go to China to spend Chinese New Year with the family of our daughter-in-law. We found the celebrations quite different to the perception we get from a Western version of Chinese New Year.

The most important part of Chinese New Year is to get together with close family for a dinner, either at home or in a restaurant. This image shows three generations enjoying being together.

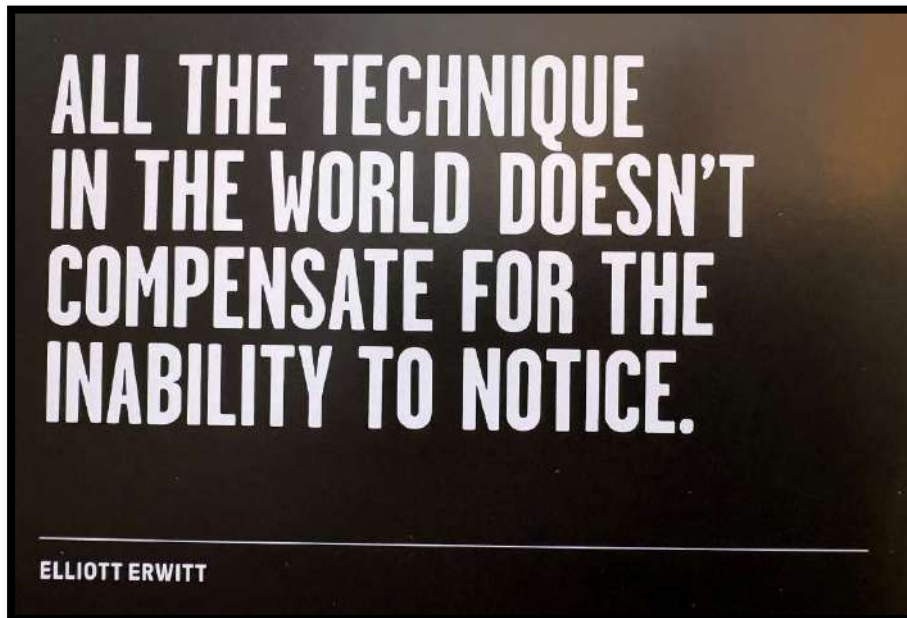




At this time of year, many people visit the temples and burn incense sticks, candles and paper money, symbolising various things including provisions for their ancestors. The air was thick with acrid smoke from the three fire pits which were each about 10 m long.



Our daughter-in-law and her father are buying fireworks at the local market. Fireworks were set off 24 hours a day for two weeks. The noise constantly echoed between the multi-storey unit blocks and red paper was left all over the ground.



Holidays – Terina Vale

In February 2026, I finally ticked the top item off my bucket list: Iceland, the land of fire and ice. There is something truly profound about immersing yourself in a landscape, so different from your own.

I spent most of my journey circumnavigating the Ring Road on a photography tour with Tim and Robin Moon from Wanderlust Imagery. We arrived during Iceland's lowest snowfall in over 70 years, only for the country to be hit by a century-level snowstorm just one week after I left. While the lack of snow in some areas was disappointing, it was a blessing in disguise, as it allowed us to complete the entire circuit without road closures that would have trapped us later, and not allowed us to do the full circuit.

Iceland left me with a lifetime of memories, towering mountain vistas, snow scenes, frozen waterfalls, gorgeous Icelandic horses, winding roads, sea stacks, abandoned buildings, volcanic fields and the diamonds of ice resting on the black sand beach. I will never forget the dance of the Northern Lights across the sky. This country will stay in my heart forever.





THE LEADING LINE
 THE LATEST NEWS & VIEWS FROM
 LAKE MACQUARIE CAMERA CLUB
 May 2026 - Issue 31



The incredible Skogafoss Waterfall, I so had to have a selfie here. Thank goodness for Photoshop's removal tool which enabled me to get rid of all the other tourists!





We stopped so many times to say 'hi' to the very friendly Icelandic Horses.



THE LEADING LINE
THE LATEST NEWS & VIEWS FROM
LAKE MACQUARIE CAMERA CLUB
May 2026 - Issue 31



Jumping for joy!! So happy to be surrounded by the beautiful Vestrahorn mountains.





Useless (but fun) Photo & Camera Trivia – Susan Robinson

- **The first photo ever taken took 8 hours to expose.**
Imagine telling someone today, “Hold still... all day.”
- **Early cameras were called “camera obscura,”** which literally means *dark room*.
Not “dark box.” Not “dark device.” A whole room.
- **The first digital camera (1975) weighed 3.6 kg** and recorded a black-and-white image onto a cassette tape.
It took 23 seconds to capture one photo. Faster than the first exposure, but still... yikes.
- **Smiling in photos only became normal in the 1920s–30s.**
Before that, people wanted to look serious and dignified. Or maybe they were just tired from holding still for hours.
- **The world’s most photographed landmark is the Eiffel Tower.**
The least photographed landmark is probably someone’s shed.
- **The term “snapshot” comes from hunting.**
It originally meant firing a gun quickly without aiming.
Now it means taking a photo of your dog mid-zoomies.
- **Polaroid once made a camera for the CIA.**
It was used for aerial surveillance. Basically, a spy Instax.
- **The longest selfie stick ever recorded was 8.56 metres long.**
That’s not a selfie — that’s a group photo of the neighbourhood.
- **GoPro was invented because the founder wanted better surfing photos.**
The entire action-camera industry exists because someone wanted cooler beach pics.
- **Some early film was made with potato starch.**
So technically, people were taking potato photos long before smartphones.





Worth a Look?

I'm sure club members have different ways of informing themselves on photography in its many forms and applications. Whether it is subscribing to magazines, borrowing books or magazines from the library or following people on social media or YouTube. Each month we will include some links to news stories on the internet, competition results and well-known photographer's work. If you have an item of interest, please let us know. A special thanks for the contributions received this month.

In recent issues of our newsletter, I have been following a series of YouTube videos on the masters of photojournalism and street photography. Now for:

- The Decisive Moment | Henri Cartier-Bresson's Genius - https://youtu.be/3QL9Xgce_ps?si=Nseua4fxR9QU417w
- Saul Leiter: 1950-60s color and black-and-white - Photographs by Saul Leiter | LensCulture - <https://www.lensculture.com/articles/saul-leiter-saul-leiter-1950-60s-color-and-black-and-white>

From Bill Chambers: **The "Digital Nutrition Label": Why C2PA May be the Future**

In a world where AI can generate a hyper-realistic photo of a snow leopard in seconds, how do you prove your hard-won shot is "real"? Entering Content Credentials, powered by the C2PA standard, may be a solution.

Think of it as a digital nutrition label for your images. Just as a box of cereal tells you exactly what ingredients are inside, Content Credentials provide a tamper-evident record of a photo's journey, from the moment the shutter clicked to the final export.

How it Works:

1. **At the Source:** New cameras from Sony (like the A1 II and A9 III) and Nikon (Z6 III) now cryptographically "sign" the image at the point of capture. This proves the light hit a real sensor at a time and place to produce the image.
2. **The Edit Trail:** When you bring that RAW file into Adobe Lightroom or Photoshop, the software adds a "manifest" to the file. If you use a healing brush, it's logged. If you use Generative AI to swap a sky, the label will explicitly state: "*Content created with Generative AI.*"





3. **The "CR" Icon:** When you post the photo online, a small "CR" (Content Credentials) icon appears in the corner. Anyone can click it to see the full chain of history, confirming the camera used and exactly what was changed during editing.

Why This Matters:

For Professionals: It's your shield against "image scraping." These credentials can include your name and copyright in a way that is much harder for AI bots to ignore or strip away.

For Hobbyists: Many social platforms are starting to prioritise "verified" content. Having these credentials on your photos helps build trust with your audience, proving that your skills, not just an AI prompt, created the work.

Sony recently expanded this to video content, making it possible to verify that a video hasn't been "deepfaked." Even the new Google Pixel 10 now signs every photo by default.

It will be interesting to see how well this is adopted over the coming years.

Another from Bill Chambers - "Stay in your Lane!" Comments on Wildlife Photography 'Workshops'

https://youtu.be/oEd3s7c9I6Q?si=HtQHw9XBKSLz_9a

Another from Bill:

- Adobe - Finally Getting What They Deserve?
<https://youtu.be/sgnPmv7ATzI?si=jGLzqTonGuozP-Np>
- 5 Camera Brands ROBBING You Blind (And 5 That Are Worth The Money)
<https://youtu.be/08Zt5Wu8jC4>

From Naomi Nichols

Kurt Snedden, our guest speaker in June has a podcast called "Humble Togs Podcast" that you can listen to on Spotify or other podcast platforms. Naomi specifically mentioned the episode from the 24th March – "The problem with Constructive Criticism"



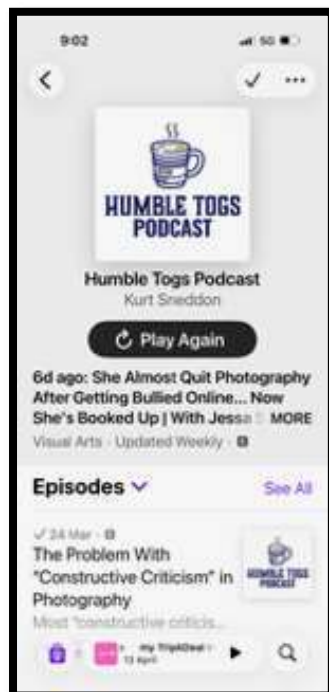


in Photography”. Each episode features Kurt in conversation with another photographer.

About

The Humble Togs Podcast is a conversation-driven show about the humans behind the cameras.

Each episode sits down with a member of Humble Togs Club for an honest 30–45 minute conversation about their life, their path into photography, and the experiences that shaped them as creatives and as humans.





THE LEADING LINE
 THE LATEST NEWS & VIEWS FROM
 LAKE MACQUARIE CAMERA CLUB



May 2026 - Issue 31





Photography Quiz

The following Photography Quiz is taken from Jim Zuckerman's Monthly Newsletter – Photo Insights. You can subscribe to this monthly newsletter at <https://www.jimzuckerman.com/>

1. The lens aperture $f/32$ has more depth of field than $f/8$ but it is not as sharp because of:
 - a. Hyperfocal distance
 - b. Diffraction
 - c. Defect in optical glass
 - d. The inverse square law
2. The German equivalent to ASA and ISO back in the film days was:
 - a. FPO
 - b. FAN
 - c. DIN
 - d. DGO
3. A polarizing filter causes a loss of light in how many f /stops?
 - a. 1
 - b. 2
 - c. 3
 - d. 4
4. With color infrared film, an orange filter caused the sky to become:
 - a. Mint green
 - b. Magenta
 - c. Deep royal blue
 - d. Black
5. When photographing out of a small fixed wing aircraft or a helicopter, it's a good idea to shoot with a small lens aperture like $f/16$.
 - a. True
 - b. False
6. A star tracker is a device that allows you to shoot the Milky Way with a long exposure and a low ISO without getting star trails.
 - a. True
 - b. False
7. The difference between $f/2$ and $f/16$ is:
 - a. 13 stops
 - b. 4 stops
 - c. 5 stops
 - d. 6 stops
8. The sun will have the greatest influence on the meter reading when it is:
 - a. In the top middle of the frame
 - b. In the lower right section of the frame
 - c. In the center of the frame
 - d. In the upper left section of the frame
9. With a 50mm lens and 20mm of extension (as in extension tubes), how much light is lost?
 - a. 1 f /stop
 - b. 2 f /stops
 - c. 3 f /stops
 - d. .5 f /stops

Answers on Page 30 of this newsletter.





Quiz Answers

1. b
2. c
3. b
4. a
5. b
6. a
7. d
8. c
9. a



FOR SALE/TO BUY:

Nothing on sale this month.





CLUB SPONSORS



Frame Today support our club by providing:

- a monthly gift voucher to the value of \$30, determined by a draw from the monthly winners of Judges Choice / Honours awards from our digital and print competitions for the previous month.
- an annual prize for use at the Christmas Party/Presentation function. A ready-made frame to fit an A3 print.
- when you supply your own mat board, Frame Today will cut it to size for \$2. Make sure you bring your print for correct sizing. They will also print your edited image in store for an additional cost.
- Club members enjoy a 30% off price on in store products and printing services (via joining Frame Today Art Society at <https://www.frametoday.com.au/art-society>)



From L to R – Nia and Courtney

Frame Today also have stores at Gosford, Tuggerah, Lambton and Maitland.





Our principal store is Warners Bay, address below

Address: Shop D2A / 393 Macquarie Road, Warners Bay, NSW 2282

Contact: (02) 4954 2727





CameraHouse

Camera House Kotara

We are very pleased to welcome Camera House Kotara as one of our sponsors. Their support to club members is summarised in the following image.

In chatting with Angela, the store manager she explained that the store is now operated and staffed by Camera House staff instead of the previous arrangement. Angela and her team are shown below as well as some of our club members who visited the store recently to take up the offer from Canon to undertake free sensor cleaning. Angela is keen to bring representatives of other camera brands to Kotara in the future and to support in store promotions of photographic suppliers' equipment.





From L to R – Dylan, Angela, Bentley



Beryl and Brenton with Canon Rep.



Some familiar characters





Les Porter Photographics.

Les has been a great supporter and Patron of our club for many years and is well known to many of our members - <https://lesporter1.com.au/>

As well as always providing lucky door prizes at our Christmas party Les offers club members a 10% discount on all film, printing paper, chemicals, and all Inkjet products collected from his shop.





Club Committee

Following our AGM last month we now have a new committee in place for the coming year. Thankyou to those members who have stepped down from committee duties and welcome to our new committee members.

Position	2025 - 2026
President, Newsletter Editor	Dennis Archibald
Secretary, Public officer, Webmaster, Competition Coordinator	David Richards
Vice President and Training Co-ordinator,	Greg Carruthers
Treasurer	Ruth Keech
Social Functions	Barb Hunter
Social Functions	Katherine James
Membership Coordinator	Jim Sloan
Training, Grading Officer	Bill Chambers
PSA Co-ordinator and Training, Webmaster	Roy Killen
Presenters Co-ordinator	Naomi Nichols
Committee Member	Julie Brooks
Committee Member	Allison Hayes
Committee Member	Steve McGrath