



Frame*today*



WELCOME TO THE OCTOBER ISSUE OF THE LEADING LINE – Dennis Archibald

October marks the last month of our 2025 monthly competitions, with November being the month we run our Image of the Year competition (IOTY). If you have a strong image that you are yet to enter in a club competition this is your last chance before we run the IOTY competition in November. You will be hearing a lot more about the IOTY competition in coming weeks. Our website is now open for entries for this year's IOTY competition.

Please note that due to a booking we have moved our October club night to Thursday 9th October **NOT** the Wedne

Our next club night will be held at the Valentine Bowling Club on Thursday 9th October at 7.00pm.

New Members

No new members to report this month.

To members who have joined recently I encourage you to get involved in club activities and to reach out to any of our committee members if you have any questions, or suggestions.

WHAT'S ON IN OCTOBER – Greg Carruthers

The activities and tutorials for October are summarised below:

- Wednesday 1st October Club Committee Meeting via Zoom, 7.00pm start
- Wednesday 1st October, entries for R1 PSA Interclub Print competition close
- Sunday 5th October, entries for October club competitions close at 11.30pm.
- Tuesday 7th October, Macro Interest Group meeting with Bill Chambers at 7.00pm
- **Thursday 9th October**, club night at Valentine Bowling Club at 7.00pm.
- Sunday 12th October, Macro SIG Outing, details to be advised with Bill Chambers.
- Tuesday 14th October, Street Photography SIG Zoom session with Dennis Archibald at 7.00pm.
- Wednesday 22nd October Studio Lighting Group workshop at VBC with Doug Coleman at 7.00pm
- Monday 27th October at 9.30am. Coffee catch-up at Lake Macquarie Sailing Club.



Frametoday



The best and most immediate way to see what's happening in the club is to look on our new website at the Calendar, and then select the "Agenda" option. Then you will see what is on each day through the month. A summary appears below.

October 2025						
MONDAY	TUESDAY	WEDNESDAY	THURSDAY	FRIDAY	SATURDAY	SUNDAY
29	30	01 Club Committee Mtg. via Zoom 7.00pm PSA Interclub R1 Print Comp. Entries close 11.30pm	02	03	04	05 October Club Competition Entries close 11.30pm
06	07 Macro SIG with Bill Chambers - Zoom Mtg. at 7.00pm	08	09 Club Night at VBC 7.00pm	10	11	12 Macro Photoshoot with Bill chambers. Details tbc
13	14 Street Photography Group Zoom with Dennis Archibald @ 7.00pm	15	16	17	18	19
20	21	22 Tutorial at VBC @7.00pm. Studio Lighting SIG with Doug Coleman	23	24	25	26
27 Coffee Catchup - Lake Macquarie Sailing Club 9.30am	28	29	30	31	01	02

2025 External Competitions News

Please let us know if you have had success in competitions external to our normal club competitions.

Synology – The 2025 Mono Awards

Congratulations to Phil Whiteman who picked up a Highly Commended Award for his entry 'Wanaka Tree'. Well done Phil.



Frametoday



VIGEX International Photographic Salon

Phil also did well in this competition.



Acceptance – Red Hill Hotel



Acceptance - Sea Eagle vs Whistling Kite



Medal – Water Dragon and Crocodile



Acceptance - Father & Son Brave Storm Swell




Frame*today*



Acceptance – Camel Rocks



Acceptance - Dudley Beach South



Merit – Wanaka Tree



October Club Competitions

Judges for October 2025 are:

- PRINTS - Colour and Mono – Bill Chambers
- DIGITAL - Colour – Colin Harrison
- DIGITAL - Mono – Steve McGrath
- DIGITAL – Set Subject – Roy Killen


October Set Subject – “A Series of Three” – Roy Killen

Definition:

A "Series of 3" in photography refers to a collection of three images that share a common theme, concept, or subject matter. This series should demonstrate a cohesive narrative or visual style that connects the images while allowing each to stand out individually. Participants are encouraged to explore creative interpretations of their subject, using different angles, lighting, or post-processing techniques to enhance the overall impact of the series.

Presentation of the Images:

Members may submit two entries (as usual for Set Subject competitions). Each entry must consist of three images presented as a single image. For this Set Subject, the usual restrictions on image size do **NOT** apply. Instead, each entry must fit within a total image size of 3000 x 3000 pixels. Within that canvas, the images may be arranged however you chose. Two recommended formats are shown in these examples: The three images fit within a 3000x3000 pixel canvas. The unifying theme might be “Best mates”.



The three images fit within a 3000x3000 pixel canvas. The unifying theme might be “Flight”.



Frame*today*



Note: These are not meant to be examples of strong images, just examples of possible layouts. Other examples of possible layouts for your group of three images can be found at the following link: <https://www.capturemag.com.au/news/australia-s-top-emerging-photographers-2024-winners-and-runners-up-announced>

You will need to scroll down to see the examples. You are not restricted to using any of the layouts in the examples. However, your three images must fit within the 3000x3000 pixel limits. The final image must be in JPG format. File size should be no more than 4MB

Judging Criteria:

Judging Criteria: Cohesion and storytelling: Do the three images work well together as a series? Is there a clear theme or concept that links the images and tells a story? Technical Quality: Are the images well-executed in terms of exposure, focus, and composition? Is there consistency in technical aspects such as lighting and editing across the series?

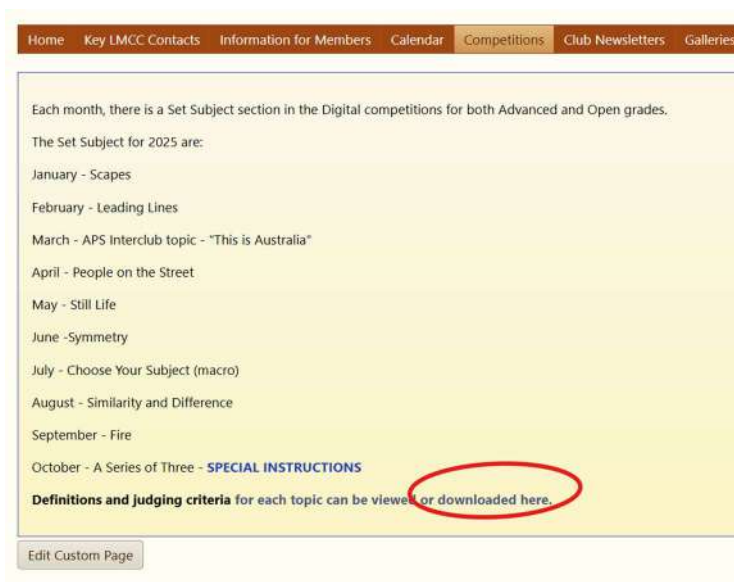
If you have any questions, please contact Roy Killen.

Set Subject Competitions

Do you know where to find the details of each month's set subject? I only ask this as each month we are seeing images entered in the set subject competition that do not comply with the criteria set by the judge. The best place to find these details is on the club website.



Frame today



Club Competition Rules

Please make sure you read the club's competition rules and follow them. One such rule is that you cannot enter the same image in a digital competition and a print competition in the same month. Refer to the section in our rules under the heading "Restriction on entry of images in Monthly Competitions".

Set Subject Definitions

PLEASE READ THE DEFINITIONS AND THE JUDGING CRITERIA FOR EACH SET SUBJECT BEFORE YOU SUBMIT YOUR ENTRY!

The club members who judge our Set Subject competitions have provided a Definition statement and the Judging Criteria they intend to follow when they judge your images. If the judging criteria states that you **MUST** submit a monochrome image, then it is important that you do that. If you don't the judge will disqualify your entry.

Competition Entries

Do not leave your competition entries to the 'last minute' (or last hour) that the competition is open. Enter at least a day before the closing date so that if you have any problems there is time to get them fixed.

If you have any problems with the club website, including competition entry, please contact one of the club webmasters (David Richards or Roy Killen).



Photographic Society of America (PSA) and Interclub Competitions

Our club is a member of PSA, which allows us to participate in the PSA Interclub competitions, where we compete against clubs from all over the world. Full details about how these competitions are conducted are in the Club Documents section of the club website and the latest PSA competition news can be found on the club website at **Competitions/PSA Interclub Competitions**.

In previous years, our club has been very successful in the Digital sections – Colour, Monochrome, Nature, Photojournalism and Photo Travel.

This year, we have expanded our participation to include the Colour and Monochrome Print sections of the Interclub. If your image is selected to represent our club, the club will subsidise the cost.

Our club will participate in the PSA Interclub competitions again in the coming season. Entries are open on our club website for Round 1 Digital (Colour, Monochrome, Nature, Photojournalism and Photo Travel) and Prints (Colour and Monochrome). The closing dates for entries are Prints 1st October and Digital 30th September. *Please visit our club website and make your entries as soon as possible. Use the **Competitions>Enter a Completion** menu.*

Our club results from the previous season are summarised on the club website - select **Competitions>PSA Interclub Competitions>Overall Results 2024-25** from the menu.

Full details of the PSA Interclub Competitions are available on our website under **Competitions>PSA Interclub Competitions>PSA Interclub Overview**.

All club members are encouraged to enter these competitions so that we can select the best images for our club entries.

When submitting entries for the PSA competitions the only restriction is that you cannot enter an image that has previously been selected to represent LMCC or Belmont 16s.

If you have any questions about the PSA Interclub competitions, please contact Roy Killen.

PSA Courses

As well as our club being a member of PSA, several of our members are individual members of PSA. Among other membership benefits, they can participate in the free online courses offered by PSA. Club members who complete a PSA course and then make a short presentation about it at one of our club nights are eligible to have the first year of their PSA membership fee reimbursed by the club. For details of these PSA courses and other benefits of joining PSA, please contact Roy Killen who is the Australian Membership Director for PSA.



Frametoday



Free PSA Membership for Students

The Photographic Society of America (PSA) has officially launched a **free 2-year student membership** program to support and inspire young photographers.

This **digital student membership** is available to photographers who are **currently enrolled in school, TAFE or university** and can provide a **valid student ID**.

If you know a student who would like to take advantage of this offer, all they need to do is go to the PSA website <https://psaphotoworldwide.org> and select the "Join Now" link. Then, in the Student Program section, select "Sign up here".

If you have any questions about this PSA offer please contact Roy Killen.



INTEREST GROUPS NEWS

To be part of a group, on our website go to “My Account”, then “My Groups”, and join the group you wish to join. This will ensure you receive emails with news on outings, photoshoots, ZOOM Meetings or other group activities. Similarly, also make sure you subscribe to the corresponding Group Discussion Forum. This will provide links to relevant websites, YouTube videos and downloads on the groups area of interest. To do this go to “Information for Members”, then “Forums”, then subscribe to the relevant Interest Group Forum.

In summary the groups, their respective mentors and news are listed below. It is **NEVER** too late to get involved. It's great to see a flurry of activity with more people joining groups.

If you would like to join one of these groups just contact the nominated mentor.

1. **Beginners Group** –the basics of camera craft and/or basic image editing. Mentor – Chris Prior
2. **Lightroom** – Learn and share the tips and tricks of using Lightroom Classic as your main image editing program. Mentor – Greg Carruthers.
3. **Astrophotography** – Learn the basics of capturing and editing nightscape images including the Milky Way, star trails and foreground interest. Mentor- Greg Carruthers.
4. **Studio Lighting** – Concentrating on portrait photoshoots using speedlights (flash), **and/or LED lighting**. Mentor – Doug Coleman.
5. **Macro Photography** – Learn how to master the techniques involved in capturing and editing Macro images. Mentor – Bill Chambers.
6. **Scape Photography** – ‘Scape’ Photography – capture and editing of Landscapes, Seascapes and Cityscapes, including the opportunities presented during Blue hour and Golden hour. Mentor – Dave Richards
7. **Photoshop** – Training via Zoom conferencing on Monday nights – Mentor – Roy Killen. Meetings will start again later in the year if there is sufficient demand. If you are interested in participating in this group, please email Roy Killen.
8. **Street Photography** – gear, camera settings, street etiquette, photoshoots – Mentor – Dennis Archibald.
9. **Nikon Z Users** - share and learn menu options, focus modes, when and how to use them. It's an opportunity to learn and discuss ways of exploiting the camera's capabilities – Mentor – Greg Carruthers.

Please check the club calendar for dates and activities. Some images taken on outings from the different interest groups appear below.

Macro SIG – Bill Chambers



Toni Conquest



Anna D’Accione



Peter Treloar



Bill Chambers

Astro SIG – Greg Carruthers





Frame*today*




Street Photography SIG (Shadows and Graphic) – Dennis Archibald



Alastair Macdonald



Bettina Damme



Shirlene Lawrie



Triangles – Anna D'Accione



Just 3 – Toni Woodcock

My journey with photography started when I was just nine years old, using a basic point-and-shoot camera - a Konica C35 AF. It was a hand-me-down from my uncle, who travelled a lot and always had the latest cameras, eager to try out new gear. Over the years, when we stayed with him on the family farm, he'd let me have a go with some of his collection. I loved capturing special moments with family and friends during holidays and gatherings. Those small snapshots of happiness now bring back so much nostalgia.

By the age of sixteen, I received my first SLR camera a Yashica Electro 35, along with all its little accessories and an instruction manual as my only guide. I spent countless hours experimenting and teaching myself how to frame images and capture the world around me. Back then, I mainly used photos as references for my sketches and paintings. The camera became more than a tool - it became a bridge between reality and my imagination.

When I turned seventeen, photography deeply incorporated itself into my creative process. I created a series of drawings inspired by my favourite place - the beach. I focused on towels, swimmers, sunscreen, and sunhats, all drawn from photos I'd taken myself. For my Year 12 certificate, I took it further, photographing myself to make a series of charcoal drawings. These experiences showed me how photography could capture real life and inspire new kinds of art.

As much as I loved my SLR, it often felt too bulky and heavy to take everywhere. It didn't fit easily into a handbag or pocket, so my trusty point-and-shoot became my constant companion. It was always with me, ready to catch everyday moments that mattered most.

Life moved on, I got married and had kids, and suddenly I found myself with new subjects I couldn't help but photograph. My point-and-shoot, a Canon Prima Zoom 70F I documented their childhood, trying to capture those moments with the same care and creativity I put into my art. I became fascinated by professional portrait photographers. I would watch how they worked, then try out my camera to see how close I could get to achieving similar results. One photo sticks out in my memory. I watched a photographer use the open sky as a backdrop, lighting their subjects' faces with flash. Making my point-and-shoot fire its flash in such bright sunlight was a challenge, but I managed it - and the photo of my three children is still one I treasure today. That moment reminded me that it's not about the size or complexity of the camera, but about the vision and persistence behind the shot.

In 2003, I started scuba diving, and of course, I couldn't resist bringing a camera underwater. Armed with a small waterproof digital camera, I began capturing the stunning scenes and creatures beneath the surface. This was my turning point to move away from film and work with digital.

By 2006, I expanded my photography to above water, joining a surf club. My little digital camera helped me document training sessions and competitions, capturing the essence of surf life. In



2012, I took on a new challenge - borrowing the club's DSLR to photograph official events and carnivals. Each experience pushed me to learn more and improve my skills behind the lens.

In 2014, everything changed when my husband gifted me a Canon D60. That was the moment I felt like my photography truly took off. One of my favourite shots is a sunrise at Newcastle Ocean Baths, with a lone surfer scanning the waves for the perfect time to jump in.

In 2020, I upgraded to a Canon 5D Mark IV, and I'm still growing as a photographer. One especially meaningful image is a self-portrait with my husband under the Milky Way - a reminder of how photography has always helped me experience, share, and hold onto life's most unforgettable moments.

Jenni and Peter – 1982 film

One of our family Christmas Holidays on the Farm at Teralba. My sister Jenni and my Cousin Peter tearing up to the back paddock to grab one of the horses. I love this image as it shows our fearlessness we had when young and it's a wonderful memory I have of Peter as he died from MND at the age of 41.






Nicola, Jack and Abby – 2004 film

I wanted to take beautiful photos of my children to put in Christmas cards. I watch a professional photographer working one day and I thought I wonder if I can take something like that of my kids with a point and shoot. I think I did pretty good at it.

I love how I captured the beautiful colour of their eyes and how even the light is across them.





Frame*today*



Will I - 2019 digital

A stunning morning at Newcastle Ocean Baths – The sky lit up and a Surfer walked out on to the Cowie Hole platform and set the morning scene. I love the movement implied by the Surfers hesitation, the waves and the dawn of the sun pushing through the clouds.





Holidays – Ian Armstrong

Fuxing Park - Shanghai China

I have visited Shanghai twice and each time, the highlight of each visit was a walk through Fuxing Park. The park is in the former French Concession of Shanghai and is approx. 10 ha in size. It was designed in the French style in 1909, with a lake, fountains, covered pavilions, and flowerbeds.

The Park is a mecca for elderly residents and every “special interest group” is represented. Mornings are filled with people doing tai chi, dancing, singing, playing cards, playing musical instruments and even groups singing. As a visitor, I was invited to participate in a lot of these activities.

Not long after entering the park I hear music and soon I see a speaker pumping out music and a full dance session in progress.





Moving on, I come across some serious card games in progress. I am not sure if the stakes are high, but they do draw a crowd.



Further along, there are a small group practicing the flute.



There are lots of places to sit and relax of appreciate the park.



Of course, the Maraca group has claimed their spot in the park.





Frame*today*



Not everyone can walk to their part of the park.



There are activities on the grass as well.



Frame*today*



Anyone for a sing-along?



Everyone is doing their own thing.



Frame *today*



As you can see, there are lots of opportunities to capture images as well as interacting with the locals.

Hidden Gems – Bob Todd

This is a shot taken in October 2001 in Japan with my then pretty cutting-edge Olympus SP-550UZ, which I still have. It has a 7.1-megapixel sensor measuring 4.308 x 5.744 mm and an 18x optical zoom from 4.7 to 84.2 mm (28 x 504 mm equivalent).





Frame*today*



Unfortunately, I don't know exactly where in Japan this was, I used to visit Japan for a couple of weeks once or twice a year, visiting customers of Dubai Aluminium Co who I worked for at the time. The agents always looked after me very well, in particular Hideo or Hank Nagashima (he had worked in his company's American office and picked up the Hank nickname there) and the middle weekend was generally a trip somewhere that involved sightseeing, walking, lots of booze and karaoke and this was one of those. As you can see it is a mountain area in Autumn and colours of the forest are very nice and I like the lines formed by the various ridges as they disappear into the distance. I have some shots from the same trip showing us travelling on cable cars up from this spot and there was a Japanese guy painting the scene and I have shot looking over his shoulder.

At the time I used a destructive (must be a better word but I can't think of it at the moment) editing software which I have forgotten the name of now, so the first image is what that software produced back then while the "improved" version takes advantage of LR and Topaz sharpen on the JPEG image so there wasn't too much I could do.





Frame *today*



A lesson for all of us re the importance of both using raw to capture images and non-destructive software to then edit them.

One of my big regrets of that period is that I visited about 30 different countries in my time with Dubal and in spite of having what was a pretty good camera for the times I have very few shots to remind me of those travels. I guess a lot have been lost from computers during successive upgrades so there is another message, I would surely be a lot more careful with preserving photos during any upgrades these days.

2025 It's a Knockout Results


Congratulations to Russell Smith who was the winner of this year's It's a Knockout competition with his stunning image Redhead Aurora.



In second place Flying High by Chris Mannweiler. Well done to you both.



Frame*today*



A special thanks to Greg Carruthers for staging the night and making it so entertaining.



Belmont Wetlands Photo Competition Winners

We received a very warm thank-you from Shane Smith, Senior Ranger & Community Engagement Officer at Belmont Wetlands State Park for assisting them to run their first photography competition which Bill Chambers judged.

The winners attended our September Club night. Images of the presentation and the winning images follow.



Frame*today*



Activities Category – J. Coates



Flora and Fauna – Melissa New





Frametoday



Landscape -Ian English



Future of MyPhoto Club Website

Our club decided earlier this year to transition our club's activities to the Visual Pursuits website with this transition complete in time to run our March competitions. Since then, there have been announcements that the MyPhoto Club website will be wound up by the end of 2026.

Ballarat International Foto Biennale (BIFB) - Naomi Nichols

On Saturday 23 August 2023 I flew down to Melbourne on a very early morning Jaststar silver bird to attend the Ballarat International Foto Biennale (BIFB), the 11th iteration of this most amazing photographic event. This year there were 20 pay to view, 70 free to view and 8 photo trail exhibitions all within the city of Ballarat.

I went specifically in response to an invitation I had received to attend the opening of "The Extraordinarily Ordinary: A celebration of Serendipity in Italy" by Lainey Forster. The ridiculously early morning start cancelled crack of dawn flight and hire car debacle didn't mean a thing once I stepped inside the restaurant 'Renard' in Mair Street and saw Lainey's magnificent works framed and hung on the walls. I hadn't met Lainey in person before this, but we know each other via Insta. Lainey, a Ballarat local, was elated to see the crowd that had gathered for her 2pm opening.

Not all exhibitions had an opening. Many of the free exhibitions were displayed in bars, restaurants, cafes and shops, including "All things must pass" by Georgina Matherson which was displayed in the foyer and bar area of The George Hotel which was where I was staying. I was fortunate enough to chat with Georgina about her work and experience of the exhibition



Frame*today*



process. Other free exhibitions were in laneways and plastered on the sides of buildings. Some of these “open walls” exhibitions were stunning. About 4pm I wandered into a restaurant and bar called ‘Grainery Lane’ in Armstrong Street and up the back, past the long tables and the still were walls filled with huge, framed prints by Dee Kelly. Her beautifully lit portraits of historical and mythological women titled “Luminaria” were utterly breathtaking.

Most exhibitions were by individuals, but some groups were also represented. Mount Clear College, RMIT, Photographic Image Collective, the Australian Association of street photographers and Melbourne Camera Club all had works exhibited.

The city was buzzing. The streets were filled with people either carrying their cameras or the obligatory bright yellow BIFB bag. Everyone was chatty and keen to discuss the works being viewed. I met many exhibiting photographers, visiting photographers like me and the subjects featured in some images.

Exhibition #11 runs until 19.10.2025. Some images I captured during my flying visit follow.





Worth a Look?

I'm sure club members have different ways of informing themselves on photography in its many forms and applications. Whether it is subscribing to magazines, borrowing books or magazines from the library or following people on social media or YouTube. Each month we will include some links to news stories on the internet, competition results and well-known photographer's work. If you have an item of interest, please let us know. A special thanks for the contributions received this month.

- From Bill Chambers a recommendation to check out <https://photofocus.com/>

One of the most prolific sources for information about photography. "The most powerful photography magazine that you've never heard of". (Photojournalism). Double truck Magazine - <https://issuu.com/dtzine>

- From Bill Chambers - Camera books consisting of pure, unadulterated AI slop by Enrico Savazzi.

"Probably, at least some of our members have already noticed this trend, but I think it is still worth remembering that the creation of books, like many other things, is no longer a human prerogative, and that AI can be used to carry out ever increasing amounts of fraud (it has some good uses as well, but fraudsters are always faster than well-meaning people at exploiting new technologies).

I started writing a new page for my web site, discussing my latest camera (Nikon Z8). Eventually it will go online, and my draft will probably change in several ways, but in the meantime, here is an excerpt of one of the "by-the-side" discussions.

"In the past I resorted to books by Darrel Young, Gary Friedman, David Busch, Tony Phillips and others for learning to use my camera equipment....

Purchase, or borrow from a public library or a friend, a book on the Z8 by one of the authors mentioned above. Quite a few useful books on this camera have already been published. Some of their authors continue to send free updates to registered buyers. Do not buy sight-unseen any recent books on this camera advertised online and written by an author whose name you do not recognise.

A relatively new problem with large online bookstores like Amazon is that they perform little or no quality control on the books they sell. Several of the books on Z cameras currently sold on EU Amazon sites, for example, are actually AI-generated slop published with little or no human editing. Purchasing and reading these books would be a total waste of your time, let alone money. Read the buyer feedback before ordering, especially neutral and negative



Frame today



feedback. If a Z8 book by an unknown author has little or no buyer feedback, pass it up. The Z8 is not so new that people are only now beginning to publish books about it.

As a concrete example of books to avoid, "Nikon Z8 guide" by Sammy Grimes (ISBN 979-8344016245), advertised on [amazon.co.uk](https://www.amazon.co.uk), amazon.au and [amazon.ca](https://www.amazon.ca), has the picture of an imaginary camera (AI-generated, certainly not a Z8) on the cover, and according to reviewers the book describes several features, menu items and physical controls not present on the Z8, or implemented differently than described.

"Nikon Z8 User Guide for Beginners and Seniors" by Roberto Quinn (ISBN 979-8289402684), currently advertised on amazon.au, is a variation on the same scam.

"Mastering the Nikon Z8" By John Prowess (ISBN 979-8287044244), also on Amazon.de, once more shows the wrong camera on its cover. And these are just three of many such books. Amazon takes down some of these listings when flagged by customers, but new ones pop up shortly thereafter with slightly different titles, cover pictures, author names and ISBN. The consistent display of the same giveaways of these ads suggests that most or all of these books are produced in bulk by the same scammer, or group of scammers, by leveraging the anonymity afforded by the print-on-demand industry and the sloppiness of online shops that publish any and all ads submitted by sellers without as much as reading them.

The ISBN numbers above, which I copied from Amazon, are unmasked as fake by doing a simple and free control online. This is yet another giveaway, and together with the AI-generated cover pictures probably the easiest way to see through these scams. However, Amazon does not bother to verify these ISBN numbers."

- From Di Schofield., **The Newcastle Photography Competition is back for 2025.**

Federal MP for Newcastle Sharon Claydon is promoting the 2025 Newcastle Photography Competition - <https://www.abc.net.au/news/2025-09-23/man-ray-max-dupain-photography-exhibition-heide-melbourne/105790024>

"Dear Diane

I am thrilled to launch the 2025 Newcastle Photography Competition – a chance to showcase the beauty, character and everyday magic of our incredible city through your lens.

The competition is now open and will close on Friday 17 October, so it's time to start thinking about what



Frametoday



makes Newcastle truly special to you.

Whether it's a hidden laneway, a familiar coastal walk, a bustling street scene, or a quiet moment in your neighbourhood, I want to see photos that capture the essence of Newcastle in all its diversity, vibrancy and charm.


No professional photographers, please, this competition is for local residents to share their unique perspective, no fancy gear required!

The winner will be featured on my annual Christmas card, which will be sent to every household in Newcastle, our community groups, my colleagues in the Federal Parliament, including the Prime Minister, Governor General and other dignitaries.

Not only that, but the winner will also receive a \$150 voucher and the three runners up \$50 each to spend at MacLean's Booksellers in Hamilton, Abicus in Cooks Hill, Wildflower Espresso in Wallsend or The Tea Collective in Mayfield.

Happy snapping!"

- There is a very good guide to Landscape Composition in Robin Whalley's September issue of Lenscraft Photography magazine. You can find it at this link - [Photography Composition Techniques You MUST Master](#)





Frame*today*



2025 Club Presentation Night and Christmas Party

Yes, I know, surely, it's not Christmas yet! This is just a quick advice that as per our usual our annual Presentation Night and Christmas Party will be held at VBC on Sunday 7th December, from 7.00pm to 10.00pm. The cost will be \$50.00 for members and \$60.00 non-members for a 2-course meal, mains and desserts. More information as we get closer to the date but please add this important date to your calendar now.

2026 Newcastle Show Photographic Competition

As she did such a good job last year Katherine (and her little band of helpers) has been invited to once again run a photographic competition at next year's Newcastle Show. The show will be held from 27th February to 1st March 2026. This is a print competition, with 2 entries per category. The categories for 2026 will be Colour, Monochrome and Nature. Please see Katherine for entry forms.



Photography Quiz

The following Photography Quiz is taken from Jim Zuckerman's Monthly Newsletter – Photo Insights, September 2025 Issue. You can subscribe to this monthly newsletter at <https://www.jimzuckerman.com/>

Photography Quiz

1. You can eliminate people in a photo, even if they are standing still, with stacking frames.
 - a. True
 - b. False
2. The terms White Balance and Color Temperature are, in terms of photography, synonymous.
 - a. True
 - b. False
3. A studio softbox is designed to make light:
 - a. Directional
 - b. Contrasty
 - c. Warmer
 - d. Soft and diffused
4. A 'snoot' is a tool photographers use in the studio to:
 - a. Narrow a light source to a small spot
 - b. Spread a light source over a large area
 - c. Alter the color of the light source
 - d. None of the above
5. You should never compose a subject dead center in the frame.
 - a. True
 - b. False
6. Given the same lens aperture, say f/16, in which camera is that aperture physically the largest if you were measure the diameter?
 - a. A Nikon or Canon full frame digital camera
 - b. A Hasselblad medium format digital camera
 - c. A 4x5 large format camera
 - d. An 8x10 large format camera
7. The biggest challenge for macro photography is:
 - a. Direct sunlight
 - b. The wind
 - c. Freezing moving subjects
 - d. All of the above
8. In Photoshop, you can convert black into any other color.
 - a. True
 - b. False
9. The problem HDR addresses in photography is:
 - a. Exposure
 - b. Color balance
 - c. Noise
 - d. Contrast
10. X-ray machines in airports do not adversely affect digital sensors even if you exposed images at high ISO settings like 6400 and above.
 - a. True
 - b. False

Answers on Page 37 of this newsletter.



Quiz Answers

Quiz answers

1. b
2. a
3. d
4. a
5. b
6. d
7. d
8. b
9. d
10. a



Frame*today*



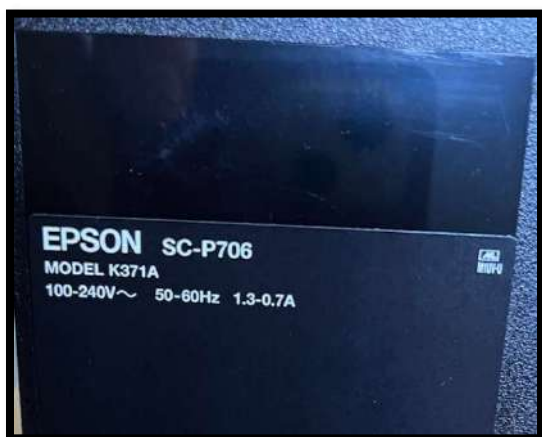
FOR SALE:

Sheila Stanley

An **EPSON SC- P706 PRINTER, MODEL K371A**, just over 3 years old, with 4 full spare ink cartridges. Price \$850.

A **LOGAN FRAMERS EDGE MOUNT CUTTER** the mount cutter is MODEL 650 (the big one) – Price \$700.

Email Sheila Stanley at sheilastanley7aus@gmail.com: Mobile - 0410 672 259



Trevor Howard - Nikon Coolpix P1000, 125X Optical Zoom

In very good condition, hardly used, purchased 24/05/2019, recently serviced.
Selling because I am not using it.

Extras:

77mm Hoya UV filter, 2nd EN-EL20a battery, Nikon MC-DC2 Remote release cable.



Frame^{today}



Asking price \$1,000.00

Email trevor.howard52@gmail.com





Frame*today*





Frame Today Club Sponsorship

We are pleased to announce that our club has accepted a sponsorship arrangement with Frame Today at Warners Bay. In return for promoting Frame Today at our club events, on our website and in our newsletter, Frame Today will provide:

- one monthly print voucher of up to A3 size.
- an annual ready-made frame to fit an A3 print valued at \$129.
- a 30% discount on printing, backing and mounting services to members of our club when they join the free Frame Today's Art Society.
- Members can apply on the following [link](#).

Each month the print voucher will be awarded by lucky draw to one of the Judges Choice winners for that month, includes all EDI and print competitions.

The annual frame prize will most likely be awarded as part of the prize for the overall Image of the Year (IOTY) winner at the end of the year.

If club members have any specific questions about the services that Frame Today offer, they can have a chat to Peter Treloar and Laurie Connolly.



Club Committee

Following our AGM last month we now have a new committee in place for the coming year. Thankyou to those members who have stepped down from committee duties and welcome to our new committee members.

Position	2025 - 2026
President	Dennis Archibald
Secretary, Public officer	David Richards
Vice President and Training Co-ordinator	Greg Carruthers
Treasurer	Ruth Keech
Competition Coordinator	David Richards
Social Functions	Barb Hunter
Social Functions	Katherine James
Membership Coordinator	Jim Sloan
Training, Grading Officer	Bill Chambers
PSA Coordinator and Training	Roy Killen
Newsletter	Dennis Archibald
Committee Member	Naomi Nichols
Committee Member	Julie Brooks
Committee Member	Allison Hayes
Committee Member	Steve McGrath